

A REFERENCE GUIDE TO
REIMBURSEMENT and CODING

ORENCIA®
(abatacept)



Bristol-Myers Squibb

access|support® 

INDICATIONS

Adult Rheumatoid Arthritis (RA): ORENCIA® (abatacept) is indicated for reducing signs and symptoms, inducing major clinical response, inhibiting the progression of structural damage, and improving physical function in adult patients with moderately to severely active RA. ORENCIA may be used as monotherapy or concomitantly with disease-modifying, anti-rheumatic drugs (DMARDs) other than tumor necrosis factor (TNF) antagonists.

Juvenile Idiopathic Arthritis (JIA): ORENCIA is indicated for reducing signs and symptoms in patients 2 years of age and older with moderately to severely active polyarticular JIA. ORENCIA may be used as monotherapy or concomitantly with methotrexate (MTX).

Adult Psoriatic Arthritis (PsA): ORENCIA is indicated for the treatment of adult patients with active PsA.

Important Limitations of Use: ORENCIA should not be administered concomitantly with TNF antagonists, and is not recommended for use concomitantly with other biologic RA therapy, such as anakinra.

Please see Important Safety Information on pages 35-36 and accompanying Full Prescribing Information at the end of this document.

Bristol-Myers Squibb Is Committed to Helping Support Access

This brochure is designed to help appropriate patients get access to our medications by providing helpful reimbursement information for healthcare offices. Healthcare benefits vary significantly; therefore, it is important that rheumatology offices verify each patient's insurance coverage prior to initiating therapy.

Table of Contents

HCPCS and Revenue Codes	3
CPT Codes	5
NDC Information	6
5010 Codes	7
ICD-10-CM Codes	
ORENCIA for Adult Rheumatoid Arthritis.....	8
ORENCIA for Juvenile Idiopathic Arthritis	15
ORENCIA for Adult Psoriatic Arthritis.....	22
Coding and Billing Units	23
Dosing and Administration	26
General Reimbursement Information	29
Co-Pay Assistance Program.....	31
Patient Support Information.....	34
Important Safety Information.....	35

Healthcare providers should code healthcare claims based upon the service that is rendered, the patient's medical record, the coding requirements of each health insurer, and best coding practices.

The accurate completion of reimbursement- or coverage-related documentation is the responsibility of the healthcare provider and patient. Bristol-Myers Squibb and its agents make no guarantee regarding reimbursement for any service or item.

Please see Important Safety Information on pages 35-36 and accompanying Full Prescribing Information at the end of this document.

For reimbursement assistance, call BMS Access Support® at 1-800-861-0048, 8 AM to 8 PM ET, Monday–Friday, or visit www.BMSAccessSupport.com.

HCPCS and Revenue Codes for ORENCIA® (abatacept)

Recommended HCPCS Code for ORENCIA ¹		
HCPCS Code	Description	Billing Units
J0129	Injection, abatacept, 10 mg	10 mg = 1 billing unit

Use the following claim formats when ORENCIA is administered to patients on an outpatient basis and billed to health plans:

- Physician office: CMS-1500 (paper format) or ASC 837P (electronic format)²
- Hospital outpatient: UB-04 (CMS-1450) [paper format] or ASC 837I (electronic format)²

Home Infusion/Ambulatory Infusion Suite Only

- Ambulatory Infusion Suite: CMS-1500 (paper format) or ASC 837P (electronic format)³
- Home Infusion: CMS-1500 (paper format) or ASC 837P (electronic format)*³
- S9379 Not Otherwise Classified – Infusion for site of service home*³
- S9542 Injectable Therapies including subcutaneous*³

-OR-

- S9338 Home infusion therapy, immunotherapy, administrative services, professional pharmacy services, care coordination, and all necessary supplies and equipment (drugs and nursing visits coded separately), per diem³
- **-SS modifier:** Home infusion services provided in the infusion suite of the IV therapy provider³

BMS Access Support® does not guarantee or provide any explicit or implicit warranty of coding, coverage, or reimbursement. Coding, coverage, and reimbursement policies vary significantly by payer, patient, and setting of care. Actual coverage and reimbursement decisions are made by individual payers following the receipt of claims.

All the coding information presented is applicable to outpatient procedures only. Please see pages 23-25 for more information.

*Additional claim notes may be required.

The accurate completion of reimbursement- or coverage-related documentation is the responsibility of the healthcare provider and patient. Bristol-Myers Squibb and its agents make no guarantee regarding reimbursement for any service or item.

Please see Important Safety Information on pages 35-36 and accompanying Full Prescribing Information at the end of this document.

For reimbursement assistance, call BMS Access Support® at 1-800-861-0048, 8 AM to 8 PM ET, Monday–Friday, or visit www.BMSAccessSupport.com.

HCPCS and Revenue Codes for ORENCIA® (abatacept) (cont'd)

Revenue Codes ⁴ (for Use in the Hospital Outpatient Setting)	
Revenue Code	Description
0636	Drugs requiring detailed coding
0335	Chemotherapy administration, IV
0260	IV solutions

The accurate completion of reimbursement- or coverage-related documentation is the responsibility of the healthcare provider and patient. Bristol-Myers Squibb and its agents make no guarantee regarding reimbursement for any service or item.

Please see Important Safety Information on pages 35-36 and accompanying Full Prescribing Information at the end of this document.

For reimbursement assistance, call BMS Access Support® at 1-800-861-0048, 8 AM to 8 PM ET, Monday–Friday, or visit www.BMSAccessSupport.com.



CPT Codes for ORENCIA® (abatacept)

CPT Codes

The *Current Procedural Terminology (CPT)** codes that may be appropriate when administering ORENCIA appear in the table below⁵:

The National Drug Codes (NDCs) for ORENCIA, listed in the table below, are often necessary in addition to the appropriate J-code when filing a claim for reimbursement.

Recommended CPT Codes for ORENCIA

CPT Code **Description**

CPT Codes for Intravenous Use Only⁵

96413 Chemotherapy administration, intravenous infusion technique; up to 1 hour, single or initial substance/drug (applicable to Medicare and non-Medicare patients)

96365 Intravenous infusion, for therapy, prophylaxis, or diagnosis (specify substance or drug); initial, up to 1 hour (applicable to Medicare and non-Medicare patients)

CPT Code for Subcutaneous Injection Only⁵

96372 Therapeutic, prophylactic, or diagnostic injection (specify substance or drug); subcutaneous or intramuscular (applicable to Medicare and non-Medicare patients)

Recommended CPT Code for Home Infusion⁵

99601 Home infusion/specialty drug administration, per visit (up to 2 hours)

Please contact the payer or BMS Access Support® for additional coding information regarding ORENCIA.

*CPT codes and descriptions only are ©2018 by American Medical Association (AMA). All rights reserved. The AMA assumes no liability for data contained or not contained herein. CPT is a registered trademark of the American Medical Association.

The accurate completion of reimbursement- or coverage-related documentation is the responsibility of the healthcare provider and patient. Bristol-Myers Squibb and its agents make no guarantee regarding reimbursement for any service or item.

Please see Important Safety Information on pages 35-36 and accompanying Full Prescribing Information at the end of this document.

For reimbursement assistance, call BMS Access Support® at 1-800-861-0048, 8 AM to 8 PM ET, Monday–Friday, or visit www.BMSAccessSupport.com.

NDC Codes for ORENCIA® (abatacept)

The National Drug Codes (NDCs) for ORENCIA, listed in the table below, are often necessary in addition to the appropriate J-code when filing a claim for reimbursement.

NDC Codes for Intravenous (IV) Use ⁶	
00003-2187-10*	11-digit NDC number (250 mg in a 15-mL single-use vial, in a clamshell presentation)
00003-2187-13	11-digit NDC number (250 mg in a 15-mL single-use vial, in a carton with a perforated push-through opening)

*The current ORENCIA IV NDC 00003-2187-10 is being replaced by the NDC code 00003-2187-13. The current NDC will be used until inventory is depleted. There are no changes to the formulation or dosing of ORENCIA IV.

NDC Codes for Subcutaneous Injection ⁶	
00003-2814-11	11-digit NDC number (pack of 4 syringes with a passive needle safety guard [50 mg/0.4 mL pre-filled syringe])
00003-2818-11	11-digit NDC number (pack of 4 syringes with a passive needle safety guard [87.5 mg/0.7 mL pre-filled syringe])
00003-2188-11	11-digit NDC number (pack of 4 syringes with a passive needle safety guard [125 mg/1 mL pre-filled syringe])
NDC Code for ClickJect™ Autoinjector ⁶	
00003-2188-51	11-digit NDC number (pack of 4 autoinjectors [125 mg/1 mL])

The accurate completion of reimbursement- or coverage-related documentation is the responsibility of the healthcare provider and patient. Bristol-Myers Squibb and its agents make no guarantee regarding reimbursement for any service or item.

Please see Important Safety Information on pages 35-36 and accompanying Full Prescribing Information at the end of this document.

For reimbursement assistance, call BMS Access Support® at 1-800-861-0048, 8 AM to 8 PM ET, Monday–Friday, or visit www.BMSAccessSupport.com.

5010 Electronic Transaction Codes for ORENCIA® (abatacept)

- For electronic transactions, including 837P and 837I, the NDC is to be preceded by the qualifier N4 and followed immediately by the 11-digit NDC code for payers that require it⁷
- This is typically followed by the quantity qualifier, such as UN (units), F2 (international units), GR (gram), or ML (milliliter), and the quantity administered⁷

5010 Transaction Codes for ORENCIA ⁶				
How Supplied	NDC	NDC Qualifier	NDC Basis of Measurement	Sample NDC 5010 Format
250 mg in a 15-mL single-use vial	00003-2187-13	N4	UN	N400003218710UN1*
Pack of 4 syringes with a passive needle safety guard (125 mg/1 mL prefilled syringe)	00003-2188-11	N4	ML	N400003218811ML4*
Pack of 4 autoinjectors (125 mg/1 mL)	00003-2188-51	N4	ML	N400003218851ML4*

*The examples given in the far right column demonstrate NDC quantity reporting for 1 vial, 4 prefilled syringes, or 4 autoinjectors of ORENCIA. The actual amount of drug used can vary based on factors such as indication or patient weight. Currently, reporting NDC quantity varies from payer to payer, so the provider should consult each specific payer to determine the required format.

The accurate completion of reimbursement- or coverage-related documentation is the responsibility of the healthcare provider and patient. Bristol-Myers Squibb and its agents make no guarantee regarding reimbursement for any service or item.

Please see Important Safety Information on pages 35-36 and accompanying Full Prescribing Information at the end of this document.

For reimbursement assistance, call BMS Access Support® at 1-800-861-0048, 8 AM to 8 PM ET, Monday–Friday, or visit www.BMSAccessSupport.com.

ICD-10-CM Codes: ORENCIA® (abatacept) for ADULT RHEUMATOID ARTHRITIS

ICD-10-CM codes are used to identify a patient's diagnosis. On October 1, 2015, the newest version of these codes, ICD-10-CM, was implemented throughout the United States.

- The ICD-10-CM diagnosis codes contain **categories**, **subcategories**, and **codes**. Characters for categories, subcategories, and codes may be letters or numerals
- **All categories** are 3 characters
- **Subcategories** are either 4 or 5 characters
- **Codes** may be 3, 4, 5, 6, or 7 characters
- The ICD-10-CM codes for the labeled indication for ORENCIA are provided below by Bristol-Myers Squibb and should be verified with the payer. Some health plans and Medicare insurers may specify which codes are covered under their policies. Please code to the level of specificity documented in the medical record. For additional coding questions, call BMS Access Support® at **1-800-861-0048** or visit www.BMSAccessSupport.com

ICD-10-CM Codes for ORENCIA®

M05.7 Rheumatoid arthritis with rheumatoid factor without organ or systems involvement

M05.70 Rheumatoid arthritis with rheumatoid factor of unspecified site without organ or systems involvement

M05.71 Rheumatoid arthritis with rheumatoid factor of shoulder without organ or systems involvement*

M05.711 Rheumatoid arthritis with rheumatoid factor of right shoulder without organ or systems involvement

M05.712 Rheumatoid arthritis with rheumatoid factor of left shoulder without organ or systems involvement

M05.719 Rheumatoid arthritis with rheumatoid factor of unspecified shoulder without organ or systems involvement

(more M05.7 codes on the next page)

*This is a category code and is invalid for stand-alone use. Please select one of the expanded codes listed below.

The accurate completion of reimbursement- or coverage-related documentation is the responsibility of the healthcare provider and patient. Bristol-Myers Squibb and its agents make no guarantee regarding reimbursement for any service or item.

Please see Important Safety Information on pages 35-36 and accompanying Full Prescribing Information at the end of this document.

For reimbursement assistance, call BMS Access Support® at **1-800-861-0048**, 8 AM to 8 PM ET, Monday–Friday, or visit www.BMSAccessSupport.com.

ICD-10-CM Codes: ORENCIA® (abatacept) for ADULT RHEUMATOID ARTHRITIS (cont'd)

ICD-10-CM Codes for ORENCIA®

M05.72 Rheumatoid arthritis with rheumatoid factor of elbow without organ or systems involvement*

M05.721 Rheumatoid arthritis with rheumatoid factor of right elbow without organ or systems involvement

M05.722 Rheumatoid arthritis with rheumatoid factor of left elbow without organ or systems involvement

M05.729 Rheumatoid arthritis with rheumatoid factor of unspecified elbow without organ or systems involvement

M05.73 Rheumatoid arthritis with rheumatoid factor of wrist without organ or systems involvement*

M05.731 Rheumatoid arthritis with rheumatoid factor of right wrist without organ or systems involvement

M05.732 Rheumatoid arthritis with rheumatoid factor of left wrist without organ or systems involvement

M05.739 Rheumatoid arthritis with rheumatoid factor of unspecified wrist without organ or systems involvement

M05.74 Rheumatoid arthritis with rheumatoid factor of hand without organ or systems involvement*

M05.741 Rheumatoid arthritis with rheumatoid factor of right hand without organ or systems involvement

M05.742 Rheumatoid arthritis with rheumatoid factor of left hand without organ or systems involvement

M05.749 Rheumatoid arthritis with rheumatoid factor of unspecified hand without organ or systems involvement

(more M05.7 codes on the next page)

*This is a category code and is invalid for stand-alone use. Please select one of the expanded codes listed below.

The accurate completion of reimbursement- or coverage-related documentation is the responsibility of the healthcare provider and patient. Bristol-Myers Squibb and its agents make no guarantee regarding reimbursement for any service or item.

Please see Important Safety Information on pages 35-36 and accompanying Full Prescribing Information at the end of this document.

For reimbursement assistance, call BMS Access Support® at 1-800-861-0048, 8 AM to 8 PM ET, Monday–Friday, or visit www.BMSAccessSupport.com.

ICD-10-CM Codes: ORENCIA® (abatacept) for ADULT RHEUMATOID ARTHRITIS (cont'd)

ICD-10-CM Codes for ORENCIA®

M05.75 Rheumatoid arthritis with rheumatoid factor of hip without organ or systems involvement*

M05.751 Rheumatoid arthritis with rheumatoid factor of right hip without organ or systems involvement

M05.752 Rheumatoid arthritis with rheumatoid factor of left hip without organ or systems involvement

M05.759 Rheumatoid arthritis with rheumatoid factor of unspecified hip without organ or systems involvement

M05.76 Rheumatoid arthritis with rheumatoid factor of knee without organ or systems involvement*

M05.761 Rheumatoid arthritis with rheumatoid factor of right knee without organ or systems involvement

M05.762 Rheumatoid arthritis with rheumatoid factor of left knee without organ or systems involvement

M05.769 Rheumatoid arthritis with rheumatoid factor of unspecified knee without organ or systems involvement

M05.77 Rheumatoid arthritis with rheumatoid factor of ankle and foot without organ or systems involvement*

M05.771 Rheumatoid arthritis with rheumatoid factor of right ankle and foot without organ or systems involvement

M05.772 Rheumatoid arthritis with rheumatoid factor of left ankle and foot without organ or systems involvement

M05.779 Rheumatoid arthritis with rheumatoid factor of unspecified ankle and foot without organ or systems involvement

(more M05.7 codes on the next page)

*This is a category code and is invalid for stand-alone use. Please select one of the expanded codes listed below.

The accurate completion of reimbursement- or coverage-related documentation is the responsibility of the healthcare provider and patient. Bristol-Myers Squibb and its agents make no guarantee regarding reimbursement for any service or item.

Please see Important Safety Information on pages 35-36 and accompanying Full Prescribing Information at the end of this document.

For reimbursement assistance, call BMS Access Support® at 1-800-861-0048, 8 AM to 8 PM ET, Monday–Friday, or visit www.BMSAccessSupport.com.

ICD-10-CM Codes: ORENCIA® (abatacept) for ADULT RHEUMATOID ARTHRITIS (cont'd)

ICD-10-CM Codes for ORENCIA®

M05.79 Rheumatoid arthritis with rheumatoid factor of multiple sites without organ or systems involvement

M05.8 Other rheumatoid arthritis with rheumatoid factor

M05.80 Other rheumatoid arthritis with rheumatoid factor of unspecified site

M05.81 Other rheumatoid arthritis with rheumatoid factor of shoulder*

M05.811 Other rheumatoid arthritis with rheumatoid factor of right shoulder

M05.812 Other rheumatoid arthritis with rheumatoid factor of left shoulder

M05.819 Other rheumatoid arthritis with rheumatoid factor of unspecified shoulder

M05.82 Other rheumatoid arthritis with rheumatoid factor of elbow*

M05.821 Other rheumatoid arthritis with rheumatoid factor of right elbow

M05.822 Other rheumatoid arthritis with rheumatoid factor of left elbow

M05.829 Other rheumatoid arthritis with rheumatoid factor of unspecified elbow

M05.83 Other rheumatoid arthritis with rheumatoid factor of wrist*

M05.831 Other rheumatoid arthritis with rheumatoid factor of right wrist

M05.832 Other rheumatoid arthritis with rheumatoid factor of left wrist

M05.839 Other rheumatoid arthritis with rheumatoid factor of unspecified wrist

(more M05.8 codes on the next page)

*This is a category code and is invalid for stand-alone use. Please select one of the expanded codes listed below.

The accurate completion of reimbursement- or coverage-related documentation is the responsibility of the healthcare provider and patient. Bristol-Myers Squibb and its agents make no guarantee regarding reimbursement for any service or item.

Please see Important Safety Information on pages 35-36 and accompanying Full Prescribing Information at the end of this document.

For reimbursement assistance, call BMS Access Support® at 1-800-861-0048, 8 AM to 8 PM ET, Monday–Friday, or visit www.BMSAccessSupport.com.



ICD-10-CM Codes: ORENCIA® (abatacept) for ADULT RHEUMATOID ARTHRITIS (cont'd)

ICD-10-CM Codes for ORENCIA⁸

M05.84 Other rheumatoid arthritis with rheumatoid factor of hand*

M05.841 Other rheumatoid arthritis with rheumatoid factor of right hand

M05.842 Other rheumatoid arthritis with rheumatoid factor of left hand

M05.849 Other rheumatoid arthritis with rheumatoid factor of unspecified hand

M05.85 Other rheumatoid arthritis with rheumatoid factor of hip*

M05.851 Other rheumatoid arthritis with rheumatoid factor of right hip

M05.852 Other rheumatoid arthritis with rheumatoid factor of left hip

M05.859 Other rheumatoid arthritis with rheumatoid factor of unspecified hip

M05.86 Other rheumatoid arthritis with rheumatoid factor of knee*

M05.861 Other rheumatoid arthritis with rheumatoid factor of right knee

M05.862 Other rheumatoid arthritis with rheumatoid factor of left knee

M05.869 Other rheumatoid arthritis with rheumatoid factor of unspecified knee

M05.87 Other rheumatoid arthritis with rheumatoid factor of ankle and foot*

M05.871 Other rheumatoid arthritis with rheumatoid factor of right ankle and foot

M05.872 Other rheumatoid arthritis with rheumatoid factor of left ankle and foot

M05.879 Other rheumatoid arthritis with rheumatoid factor of unspecified ankle and foot

(more M05.8 codes on the next page)

*This is a category code and is invalid for stand-alone use. Please select one of the expanded codes listed below.

The accurate completion of reimbursement- or coverage-related documentation is the responsibility of the healthcare provider and patient. Bristol-Myers Squibb and its agents make no guarantee regarding reimbursement for any service or item.

Please see Important Safety Information on pages 35-36 and accompanying Full Prescribing Information at the end of this document.

For reimbursement assistance, call BMS Access Support® at 1-800-861-0048, 8 AM to 8 PM ET, Monday–Friday, or visit www.BMSAccessSupport.com.

 Bristol-Myers Squibb
access | support® 

ICD-10-CM Codes: ORENCIA® (abatacept) for ADULT RHEUMATOID ARTHRITIS (cont'd)

ICD-10-CM Codes for ORENCIA®

M05.89 Other rheumatoid arthritis with rheumatoid factor of multiple sites

M05.9 Rheumatoid arthritis with rheumatoid factor, unspecified

M06.0 Rheumatoid arthritis without rheumatoid factor

M06.00 Rheumatoid arthritis without rheumatoid factor, unspecified site

M06.01 Rheumatoid arthritis without rheumatoid factor, shoulder*

M06.011 Rheumatoid arthritis without rheumatoid factor, right shoulder

M06.012 Rheumatoid arthritis without rheumatoid factor, left shoulder

M06.019 Rheumatoid arthritis without rheumatoid factor, unspecified shoulder

M06.02 Rheumatoid arthritis without rheumatoid factor, elbow*

M06.021 Rheumatoid arthritis without rheumatoid factor, right elbow

M06.022 Rheumatoid arthritis without rheumatoid factor, left elbow

M06.029 Rheumatoid arthritis without rheumatoid factor, unspecified elbow

M06.03 Rheumatoid arthritis without rheumatoid factor, wrist*

M06.031 Rheumatoid arthritis without rheumatoid factor, right wrist

M06.032 Rheumatoid arthritis without rheumatoid factor, left wrist

M06.039 Rheumatoid arthritis without rheumatoid factor, unspecified wrist

M06.04 Rheumatoid arthritis without rheumatoid factor, hand*

M06.041 Rheumatoid arthritis without rheumatoid factor, right hand

M06.042 Rheumatoid arthritis without rheumatoid factor, left hand

M06.049 Rheumatoid arthritis without rheumatoid factor, unspecified hand

(more M06.0 codes on the next page)

*This is a category code and is invalid for stand-alone use. Please select one of the expanded codes listed below.

The accurate completion of reimbursement- or coverage-related documentation is the responsibility of the healthcare provider and patient. Bristol-Myers Squibb and its agents make no guarantee regarding reimbursement for any service or item.

Please see Important Safety Information on pages 35-36 and accompanying Full Prescribing Information at the end of this document.

For reimbursement assistance, call BMS Access Support® at 1-800-861-0048, 8 AM to 8 PM ET, Monday–Friday, or visit www.BMSAccessSupport.com.

ICD-10-CM Codes: ORENCIA® (abatacept) for ADULT RHEUMATOID ARTHRITIS (cont'd)

ICD-10-CM Codes for ORENCIA®

M06.05 Rheumatoid arthritis without rheumatoid factor, hip*

M06.051 Rheumatoid arthritis without rheumatoid factor, right hip

M06.052 Rheumatoid arthritis without rheumatoid factor, left hip

M06.059 Rheumatoid arthritis without rheumatoid factor, unspecified hip

M06.06 Rheumatoid arthritis without rheumatoid factor, knee*

M06.061 Rheumatoid arthritis without rheumatoid factor, right knee

M06.062 Rheumatoid arthritis without rheumatoid factor, left knee

M06.069 Rheumatoid arthritis without rheumatoid factor, unspecified knee

M06.07 Rheumatoid arthritis without rheumatoid factor, ankle and foot*

M06.071 Rheumatoid arthritis without rheumatoid factor, right ankle and foot

M06.072 Rheumatoid arthritis without rheumatoid factor, left ankle and foot

M06.079 Rheumatoid arthritis without rheumatoid factor, unspecified ankle and foot

M06.08 Rheumatoid arthritis without rheumatoid factor, vertebrae

M06.09 Rheumatoid arthritis without rheumatoid factor, multiple sites

*This is a category code and is invalid for stand-alone use. Please select one of the expanded codes listed below.

The accurate completion of reimbursement- or coverage-related documentation is the responsibility of the healthcare provider and patient. Bristol-Myers Squibb and its agents make no guarantee regarding reimbursement for any service or item.

Please see Important Safety Information on pages 35-36 and accompanying Full Prescribing Information at the end of this document.

For reimbursement assistance, call BMS Access Support® at 1-800-861-0048, 8 AM to 8 PM ET, Monday–Friday, or visit www.BMSAccessSupport.com.



ICD-10-CM Codes: ORENCIA® (abatacept) for JUVENILE IDIOPATHIC ARTHRITIS

ICD-10-CM codes are used to identify a patient's diagnosis. On October 1, 2015, the newest version of these codes, ICD-10-CM, was implemented throughout the United States.

- The ICD-10-CM diagnosis codes contain **categories**, **subcategories**, and **codes**. Characters for categories, subcategories, and codes may be letters or numerals
- **All categories** are 3 characters
- **Subcategories** are either 4 or 5 characters
- **Codes** may be 3, 4, 5, 6, or 7 characters
- The ICD-10-CM codes for the labeled indication for ORENCIA are provided below by Bristol-Myers Squibb and should be verified with the payer. Some health plans and Medicare insurers may specify which codes are covered under their policies. Please code to the level of specificity documented in the medical record. For additional coding questions, call BMS Access Support® at **1-800-861-0048** or visit www.BMSAccessSupport.com

For patients with moderate to severe juvenile idiopathic arthritis (JIA), ORENCIA may be administered as an intravenous infusion (6 years of age and older) or a subcutaneous injection (2 years of age and older). Intravenous dosing has not been studied in patients younger than 6 years of age. The safety and efficacy of ORENCIA ClickJect™ autoinjector for subcutaneous injection have not been studied in patients under 18 years of age.

ICD-10-CM Codes for ORENCIA⁸

M08.0 Unspecified juvenile rheumatoid arthritis

M08.00 Unspecified juvenile rheumatoid arthritis of unspecified site

M08.01 Unspecified juvenile rheumatoid arthritis, shoulder*

M08.011 Unspecified juvenile rheumatoid arthritis, right shoulder

M08.012 Unspecified juvenile rheumatoid arthritis, left shoulder

M08.019 Unspecified juvenile rheumatoid arthritis, unspecified shoulder

M08.02 Unspecified juvenile rheumatoid arthritis, elbow*

M08.021 Unspecified juvenile rheumatoid arthritis, right elbow

(more M08.0 codes on the next page)

*This is a category code and is invalid for stand-alone use. Please select one of the expanded codes listed below.

The accurate completion of reimbursement- or coverage-related documentation is the responsibility of the healthcare provider and patient. Bristol-Myers Squibb and its agents make no guarantee regarding reimbursement for any service or item.

Please see Important Safety Information on pages 35-36 and accompanying Full Prescribing Information at the end of this document.

For reimbursement assistance, call BMS Access Support® at **1-800-861-0048**, 8 AM to 8 PM ET, Monday–Friday, or visit www.BMSAccessSupport.com.

ICD-10-CM Codes: ORENCIA® (abatacept) for JUVENILE IDIOPATHIC ARTHRITIS (cont'd)

ICD-10-CM Codes for ORENCIA®

M08.022	Unspecified juvenile rheumatoid arthritis, left elbow
M08.029	Unspecified juvenile rheumatoid arthritis, unspecified elbow
M08.03	Unspecified juvenile rheumatoid arthritis, wrist*
M08.031	Unspecified juvenile rheumatoid arthritis, right wrist
M08.032	Unspecified juvenile rheumatoid arthritis, left wrist
M08.039	Unspecified juvenile rheumatoid arthritis, unspecified wrist
M08.04	Unspecified juvenile rheumatoid arthritis, hand*
M08.041	Unspecified juvenile rheumatoid arthritis, right hand
M08.042	Unspecified juvenile rheumatoid arthritis, left hand
M08.049	Unspecified juvenile rheumatoid arthritis, unspecified hand
M08.05	Unspecified juvenile rheumatoid arthritis, hip*
M08.051	Unspecified juvenile rheumatoid arthritis, right hip
M08.052	Unspecified juvenile rheumatoid arthritis, left hip
M08.059	Unspecified juvenile rheumatoid arthritis, unspecified hip
M08.06	Unspecified juvenile rheumatoid arthritis, knee*
M08.061	Unspecified juvenile rheumatoid arthritis, right knee
M08.062	Unspecified juvenile rheumatoid arthritis, left knee
M08.069	Unspecified juvenile rheumatoid arthritis, unspecified knee

(more M08.0 codes on the next page)

*This is a category code and is invalid for stand-alone use. Please select one of the expanded codes listed below.

The accurate completion of reimbursement- or coverage-related documentation is the responsibility of the healthcare provider and patient. Bristol-Myers Squibb and its agents make no guarantee regarding reimbursement for any service or item.

Please see Important Safety Information on pages 35-36 and accompanying Full Prescribing Information at the end of this document.

For reimbursement assistance, call BMS Access Support® at 1-800-861-0048, 8 AM to 8 PM ET, Monday–Friday, or visit www.BMSAccessSupport.com.

ICD-10-CM Codes: ORENCIA® (abatacept) for JUVENILE IDIOPATHIC ARTHRITIS (cont'd)

ICD-10-CM Codes for ORENCIA®

M08.07 Unspecified juvenile rheumatoid arthritis, ankle and foot*

M08.071 Unspecified juvenile rheumatoid arthritis, right ankle and foot

M08.072 Unspecified juvenile rheumatoid arthritis, left ankle and foot

M08.079 Unspecified juvenile rheumatoid arthritis, unspecified ankle and foot

M08.08 Unspecified juvenile rheumatoid arthritis, vertebrae

M08.09 Unspecified juvenile rheumatoid arthritis, multiple sites

M08.2 Juvenile rheumatoid arthritis with systemic onset

M08.20 Juvenile rheumatoid arthritis with systemic onset, unspecified site

M08.21 Juvenile rheumatoid arthritis with systemic onset, shoulder*

M08.211 Juvenile rheumatoid arthritis with systemic onset, right shoulder

M08.212 Juvenile rheumatoid arthritis with systemic onset, left shoulder

M08.219 Juvenile rheumatoid arthritis with systemic onset, unspecified shoulder

M08.22 Juvenile rheumatoid arthritis with systemic onset, elbow*

M08.221 Juvenile rheumatoid arthritis with systemic onset, right elbow

M08.222 Juvenile rheumatoid arthritis with systemic onset, left elbow

M08.229 Juvenile rheumatoid arthritis with systemic onset, unspecified elbow

(more M08.2 codes on the next page)

*This is a category code and is invalid for stand-alone use. Please select one of the expanded codes listed below.

The accurate completion of reimbursement- or coverage-related documentation is the responsibility of the healthcare provider and patient. Bristol-Myers Squibb and its agents make no guarantee regarding reimbursement for any service or item.

Please see Important Safety Information on pages 35-36 and accompanying Full Prescribing Information at the end of this document.

For reimbursement assistance, call BMS Access Support® at 1-800-861-0048, 8 AM to 8 PM ET, Monday–Friday, or visit www.BMSAccessSupport.com.



ICD-10-CM Codes: ORENCIA® (abatacept) for JUVENILE IDIOPATHIC ARTHRITIS (cont'd)

ICD-10-CM Codes for ORENCIA®

M08.23 Juvenile rheumatoid arthritis with systemic onset, wrist*

M08.231 Juvenile rheumatoid arthritis with systemic onset, right wrist

M08.232 Juvenile rheumatoid arthritis with systemic onset, left wrist

M08.239 Juvenile rheumatoid arthritis with systemic onset, unspecified wrist

M08.24 Juvenile rheumatoid arthritis with systemic onset, hand*

M08.241 Juvenile rheumatoid arthritis with systemic onset, right hand

M08.242 Juvenile rheumatoid arthritis with systemic onset, left hand

M08.249 Juvenile rheumatoid arthritis with systemic onset, unspecified hand

M08.25 Juvenile rheumatoid arthritis with systemic onset, hip*

M08.251 Juvenile rheumatoid arthritis with systemic onset, right hip

M08.252 Juvenile rheumatoid arthritis with systemic onset, left hip

M08.259 Juvenile rheumatoid arthritis with systemic onset, unspecified hip

M08.26 Juvenile rheumatoid arthritis with systemic onset, knee*

M08.261 Juvenile rheumatoid arthritis with systemic onset, right knee

M08.262 Juvenile rheumatoid arthritis with systemic onset, left knee

M08.269 Juvenile rheumatoid arthritis with systemic onset, unspecified knee

(more M08.2 codes on the next page)

*This is a category code and is invalid for stand-alone use. Please select one of the expanded codes listed below.

The accurate completion of reimbursement- or coverage-related documentation is the responsibility of the healthcare provider and patient. Bristol-Myers Squibb and its agents make no guarantee regarding reimbursement for any service or item.

Please see Important Safety Information on pages 35-36 and accompanying Full Prescribing Information at the end of this document.

For reimbursement assistance, call BMS Access Support® at 1-800-861-0048, 8 AM to 8 PM ET, Monday–Friday, or visit www.BMSAccessSupport.com.



ICD-10-CM Codes: ORENCIA® (abatacept) for JUVENILE IDIOPATHIC ARTHRITIS (cont'd)

ICD-10-CM Codes for ORENCIA®

M08.27 Juvenile rheumatoid arthritis with systemic onset, ankle and foot*

M08.271 Juvenile rheumatoid arthritis with systemic onset, right ankle and foot

M08.272 Juvenile rheumatoid arthritis with systemic onset, left ankle and foot

M08.279 Juvenile rheumatoid arthritis with systemic onset, unspecified ankle and foot

M08.28 Juvenile rheumatoid arthritis with systemic onset, vertebrae

M08.29 Juvenile rheumatoid arthritis with systemic onset, multiple sites

M08.3 Juvenile rheumatoid polyarthritis (seronegative)

M08.4 Pauciarticular juvenile rheumatoid arthritis

M08.40 Pauciarticular juvenile rheumatoid arthritis, unspecified site

M08.41 Pauciarticular juvenile rheumatoid arthritis, shoulder*

M08.411 Pauciarticular juvenile rheumatoid arthritis, right shoulder

M08.412 Pauciarticular juvenile rheumatoid arthritis, left shoulder

M08.419 Pauciarticular juvenile rheumatoid arthritis, unspecified shoulder

M08.42 Pauciarticular juvenile rheumatoid arthritis, elbow*

M08.421 Pauciarticular juvenile rheumatoid arthritis, right elbow

M08.422 Pauciarticular juvenile rheumatoid arthritis, left elbow

M08.429 Pauciarticular juvenile rheumatoid arthritis, unspecified elbow

(more M08.4 codes on the next page)

*This is a category code and is invalid for stand-alone use. Please select one of the expanded codes listed below.

The accurate completion of reimbursement- or coverage-related documentation is the responsibility of the healthcare provider and patient. Bristol-Myers Squibb and its agents make no guarantee regarding reimbursement for any service or item.

Please see Important Safety Information on pages 35-36 and accompanying Full Prescribing Information at the end of this document.

For reimbursement assistance, call BMS Access Support® at 1-800-861-0048, 8 AM to 8 PM ET, Monday–Friday, or visit www.BMSAccessSupport.com.



ICD-10-CM Codes: ORENCIA® (abatacept) for JUVENILE IDIOPATHIC ARTHRITIS (cont'd)

ICD-10-CM Codes for ORENCIA®	
M08.43 Pauciarticular juvenile rheumatoid arthritis, wrist*	
M08.431	Pauciarticular juvenile rheumatoid arthritis, right wrist
M08.432	Pauciarticular juvenile rheumatoid arthritis, left wrist
M08.439	Pauciarticular juvenile rheumatoid arthritis, unspecified wrist
M08.44 Pauciarticular juvenile rheumatoid arthritis, hand*	
M08.441	Pauciarticular juvenile rheumatoid arthritis, right hand
M08.442	Pauciarticular juvenile rheumatoid arthritis, left hand
M08.449	Pauciarticular juvenile rheumatoid arthritis, unspecified hand
M08.45 Pauciarticular juvenile rheumatoid arthritis, hip*	
M08.451	Pauciarticular juvenile rheumatoid arthritis, right hip
M08.452	Pauciarticular juvenile rheumatoid arthritis, left hip
M08.459	Pauciarticular juvenile rheumatoid arthritis, unspecified hip
M08.46 Pauciarticular juvenile rheumatoid arthritis, knee*	
M08.461	Pauciarticular juvenile rheumatoid arthritis, right knee
M08.462	Pauciarticular juvenile rheumatoid arthritis, left knee
M08.469	Pauciarticular juvenile rheumatoid arthritis, unspecified knee

(more M08.4 codes on the next page)

*This is a category code and is invalid for stand-alone use. Please select one of the expanded codes listed below.

The accurate completion of reimbursement- or coverage-related documentation is the responsibility of the healthcare provider and patient. Bristol-Myers Squibb and its agents make no guarantee regarding reimbursement for any service or item.

Please see Important Safety Information on pages 35-36 and accompanying Full Prescribing Information at the end of this document.

For reimbursement assistance, call BMS Access Support® at 1-800-861-0048, 8 AM to 8 PM ET, Monday–Friday, or visit www.BMSAccessSupport.com.



ICD-10-CM Codes: ORENCIA® (abatacept) for JUVENILE IDIOPATHIC ARTHRITIS (cont'd)

ICD-10-CM Codes for ORENCIA®	
M08.47 Pauciarticular juvenile rheumatoid arthritis, ankle and foot*	
M08.471	Pauciarticular juvenile rheumatoid arthritis, right ankle and foot
M08.472	Pauciarticular juvenile rheumatoid arthritis, left ankle and foot
M08.479	Pauciarticular juvenile rheumatoid arthritis, unspecified ankle and foot
M08.48 Pauciarticular juvenile rheumatoid arthritis, vertebrae	

*This is a category code and is invalid for stand-alone use. Please select one of the expanded codes listed below.

The accurate completion of reimbursement- or coverage-related documentation is the responsibility of the healthcare provider and patient. Bristol-Myers Squibb and its agents make no guarantee regarding reimbursement for any service or item.

Please see Important Safety Information on pages 35-36 and accompanying Full Prescribing Information at the end of this document.

For reimbursement assistance, call BMS Access Support® at 1-800-861-0048, 8 AM to 8 PM ET, Monday–Friday, or visit www.BMSAccessSupport.com.



ICD-10-CM Codes: ORENCIA® (abatacept) for ADULT PSORIATIC ARTHRITIS

ICD-10-CM codes are used to identify a patient's diagnosis. On October 1, 2015, the newest version of these codes, ICD-10-CM, was implemented throughout the United States.

- The ICD-10-CM diagnosis codes contain **categories**, **subcategories**, and **codes**. Characters for categories, subcategories, and codes may be letters or numerals
- **All categories** are 3 characters
- **Subcategories** are either 4 or 5 characters
- **Codes** may be 3, 4, 5, 6, or 7 characters
- The ICD-10-CM codes for the labeled indication for ORENCIA are provided below by Bristol-Myers Squibb and should be verified with the payer. Some health plans and Medicare insurers may specify which codes are covered under their policies. Please code to the level of specificity documented in the medical record. For additional coding questions, call BMS Access Support® at **1-800-861-0048** or visit www.BMSAccessSupport.com

ICD-10-CM Codes for ORENCIA®

L40 Psoriasis

L40.5 Arthropathic psoriasis*

L40.50	Arthropathic psoriasis, unspecified
L40.51	Distal interphalangeal psoriatic arthropathy
L40.52	Psoriatic arthritis mutilans
L40.53	Psoriatic spondylitis
L40.59	Other psoriatic arthropathy

*This is a category code and is invalid for stand-alone use. Please select one of the expanded codes listed below.

The accurate completion of reimbursement- or coverage-related documentation is the responsibility of the healthcare provider and patient. Bristol-Myers Squibb and its agents make no guarantee regarding reimbursement for any service or item.

Please see Important Safety Information on pages 35-36 and accompanying Full Prescribing Information at the end of this document.

For reimbursement assistance, call BMS Access Support® at **1-800-861-0048**, 8 AM to 8 PM ET, Monday–Friday, or visit www.BMSAccessSupport.com.

Coding and Billing Units for ORENCIA® (abatacept)

- Please contact the payer or BMS Access Support® for additional information on coding and billing units

CMS-1500 Form

HEALTH INSURANCE CLAIM FORM
APPROVED BY NATIONAL UNIFORM CLAIM COMMITTEE (NUCC) 02/12

1. MEDICARE ☐ **MEDICAID** ☐ **TRICARE** ☐ **CHAMPVA** ☐ **GROUP HEALTH PLAN** ☐ **FECA** ☐ **OTHER** ☐

2. PATIENT'S NAME (Last Name, First Name, Middle Initial) **3. PATIENT'S BIRTH DATE** MM DD YY **4. INSURED'S NAME** (Last Name, First Name, Middle Initial)

5. PATIENT'S ADDRESS (No., Street) **6. PATIENT RELATIONSHIP TO INSURED** Self ☐ Spouse ☐ Child ☐ Other ☐ **7. INSURED'S ADDRESS** (No., Street)

8. RESERVED FOR NUCC USE **9. OTHER INSURED'S NAME** (Last Name, First Name, Middle Initial) **10. IS PATIENT'S CONDITION RELATED TO:** a. EMPLOYMENT? (Current or Previous) YES ☐ NO ☐ b. AUTO ACCIDENT? YES ☐ NO ☐ c. OTHER ACCIDENT? YES ☐ NO ☐

11. INSURED'S POLICY GROUP OR FECA NUMBER **12. PATIENT'S OR AUTHORIZED PERSON'S SIGNATURE** I authorize the release of any medical or other information necessary to process this claim. I also request payment of government benefits either to myself or to the party who accepts assignment below. **13. INSURED'S OR AUTHORIZED PERSON'S SIGNATURE** I authorize payment of medical benefits to the undersigned physician or supplier for services described below.

14. DATE OF CURRENT ILLNESS, INJURY, OR PREGNANCY (LMP) QUAL. **15. OTHER DATE** QUAL. **16. DATES PATIENT UNABLE TO WORK IN CURRENT OCCUPATION** FROM MM DD YY TO MM DD YY **17. NAME OF REFERRING PROVIDER OR OTHER SOURCE** 17a. NPI 17b. NPI **18. HOSPITALIZATION DATES RELATED TO CURRENT SERVICES** FROM MM DD YY TO MM DD YY **19. ADDITIONAL CLAIM INFORMATION** (Designated by NUCC) **20. OUTSIDE LAB?** YES ☐ NO ☐ **21. DIAGNOSIS OR NATURE OF ILLNESS** (Indicate A-L to service line) **22. RESUBMISSION CODE** **23. PRIOR AUTHORIZATION NUMBER**

24. A. DATE(S) OF SERVICE From MM DD YY To MM DD YY **B. PLACE OF SERVICE** **C. PROCEDURES, SERVICES, OR SUPPLIES** (Explain Unusual Circumstances) CPT/HCPCS **D. DIAGNOSIS** **E. CHARGES** **F. CHARGES** **G. CHARGES** **H. CHARGES** **I. CHARGES** **J. CHARGES** **K. CHARGES** **L. CHARGES** **M. CHARGES** **N. CHARGES** **O. CHARGES** **P. CHARGES** **Q. CHARGES** **R. CHARGES** **S. CHARGES** **T. CHARGES** **U. CHARGES** **V. CHARGES** **W. CHARGES** **X. CHARGES** **Y. CHARGES** **Z. CHARGES**

25. FEDERAL TAX I.D. NUMBER **26. PATIENT'S ACCOUNT NO.** **27. ACCEPT ASSIGNMENT?** YES ☐ NO ☐ **28. TOTAL CHARGE** **29. AMOUNT PAID** **30. Rvd for NUCC Use** **31. SIGNATURE OF PHYSICIAN OR SUPPLIER** (Include degrees or credentials) **32. SERVICE FACILITY LOCATION INFORMATION** **33. BILLING PROVIDER INFO & PH #**

PLEASE PRINT OR TYPE **APPROVED OMB-0938-1197 FORM 1500 (02-12)**

Physician Office

- A Item 19:** Many payers require detailed information about the drug in Box 19.⁶ Typically, payers require the drug name, total dosage and strength, method of administration, 11-digit NDC, and basis of measurement
- B Item 21:** Indicate diagnosis using appropriate ICD-10-CM code⁶
- C Item 24B:** A Place of Service code of 11-Office should be used when billing for infusion services in a physician office
- D Item 24D:** When administering ORENCIA IV, enter J0129. Enter CPT code 96413 or 96365; however, payer policies may vary in regard to which administration codes are appropriate^{1,5,7}
- E Item 24G:** When ORENCIA IV is administered, each billing unit represents abatacept 10 mg; for example, write "50" units for 500 mg, "75" units for 750 mg, or "100" units for 1,000 mg. See Dosing and Administration

This sample form is for informational purposes only.

The accurate completion of reimbursement- or coverage-related documentation is the responsibility of the healthcare provider and patient. Bristol-Myers Squibb and its agents make no guarantee regarding reimbursement for any service or item.

Please see Important Safety Information on pages 35-36 and accompanying Full Prescribing Information at the end of this document.

For reimbursement assistance, call BMS Access Support® at 1-800-861-0048, 8 AM to 8 PM ET, Monday-Friday, or visit www.BMSAccessSupport.com.

Coding and Billing Units for ORENCIA® (abatacept) (cont'd)

UB-04 Form

The image shows a sample UB-04 Form with several callouts labeled A through F. Callout A points to the Patient Name field. Callout B points to the Patient Address field. Callout C points to the Patient Birthdate field. Callout D points to the Patient Sex field. Callout E points to the Patient Insurance Plan field. Callout F points to the Patient Insurance Group field.

Outpatient Hospital

- A Form Locator (FL) 42:** Enter a 4-digit revenue code that best describes the service provided, in accordance with hospital billing policy.⁹ Revenue codes 0636 (drugs requiring detailed coding), 0250 (general pharmacy), or 0260 (IV therapy) could be used⁴
- B FL 43:** Describe procedure (eg, therapeutic injection, clinic visit)⁹
- C FL 44:** Enter HCPCS J0129. Enter CPT code 96413 or 96365; however, payer policies may vary in regard to which administration codes are appropriate^{1,5,9}
- D FL 46:** When ORENCIA IV is administered, each billing unit represents abatacept 10 mg; for example, write "50" units for 500 mg, "75" units for 750 mg, or "100" units for 1,000 mg. See Dosing and Administration
- E FL 66:** Indicate diagnosis using appropriate ICD-10-CM code⁹
- F FL 80:** Many payers require detailed information about the drug in FL 80.^{7,9} Typically, payers require the drug name, total dosage and strength, method of administration, 11-digit NDC, and basis of measurement

This sample form is for informational purposes only.

The accurate completion of reimbursement- or coverage-related documentation is the responsibility of the healthcare provider and patient. Bristol-Myers Squibb and its agents make no guarantee regarding reimbursement for any service or item.

Please see Important Safety Information on pages 35-36 and accompanying Full Prescribing Information at the end of this document.

For reimbursement assistance, call BMS Access Support® at 1-800-861-0048, 8 AM to 8 PM ET, Monday–Friday, or visit www.BMSAccessSupport.com.

Coding and Billing Units for ORENCIA® (abatacept) (cont'd)

- Please contact the payer or BMS Access Support® for additional information on coding and billing units

CMS-1500 Form

HEALTH INSURANCE CLAIM FORM
APPROVED BY NATIONAL UNIFORM CLAIM COMMITTEE (NUCC) 02/12

CARRIER

PATIENT AND INSURED INFORMATION

PHYSICIAN OR SUPPLIER INFORMATION

Callouts:

- A:** Patient Name (Last Name, First Name, Middle Initial)
- B:** Patient Address (No., Street), City, State, ZIP Code, Telephone
- C:** Diagnosis or Nature of Illness (ICD-10 Code)
- D:** ICD-10 Code
- E:** CPT Code

NUCC Instruction Manual available at: www.nucc.org PLEASE PRINT OR TYPE APPROVED OMB-0938-1197 FORM 1500 (02-12)

This sample form is for informational purposes only.

The accurate completion of reimbursement- or coverage-related documentation is the responsibility of the healthcare provider and patient. Bristol-Myers Squibb and its agents make no guarantee regarding reimbursement for any service or item.

*Additional claim notes may be required.

Home Infusion/ Ambulatory Infusion Suite

- A Item 19:** Many payers require detailed information about the drug in Box 19.⁷ Typically, payers require the drug name, total dosage and strength, method of administration, 11-digit NDC, and basis of measurement
- B Item 21:** Indicate diagnosis using appropriate ICD-10-CM code⁶
- C Item 24B:** A Place of Service code of 12-Home or 49-Independent Clinic should be used when billing for home infusion or ambulatory infusion suite (AIS) services
- D Item 24D:** When administering ORENCIA IV, enter J0129. When administering in the home setting, CPT code 99601 [Home Nursing] may be used for a visit up to 2 hours. Enter CPT codes S9379*, S9542*, or S9338. If the infusion is performed in an Ambulatory Infusion Suite [AIS], modifier -SS should be added to the Per Diem code, J-code and Nursing code. Payer policies may vary in regard to which codes are appropriate^{1,5,7}
- E Item 24G:** When ORENCIA IV is administered, each billing unit represents abatacept 10 mg; for example, write "50" units for 500 mg, "75" units for 750 mg, or "100" units for 1,000 mg. See Dosing and Administration

Guidelines for billing home infusion or ambulatory infusion suite may vary; please check with the payer for their specific guidelines

Please see Important Safety Information on pages 35-36 and accompanying Full Prescribing Information at the end of this document.

For reimbursement assistance, call BMS Access Support® at 1-800-861-0048, 8 AM to 8 PM ET, Monday-Friday, or visit www.BMSAccessSupport.com.

Dosing and Administration for ORENCIA® (abatacept)

Adult Moderate to Severe Rheumatoid Arthritis⁶

- For these patients, ORENCIA may be administered as an intravenous infusion or a subcutaneous injection
- ORENCIA may be used as monotherapy or concomitantly with DMARDs other than TNF antagonists

Intravenous Dosing Regimen⁶

- ORENCIA lyophilized powder should be reconstituted and administered after dilution as a 30-minute intravenous infusion utilizing the weight range-based dosing specified in the table below
- Following the initial intravenous administration, an intravenous infusion should be given at 2 and 4 weeks after the first infusion and every 4 weeks thereafter

Dose of ORENCIA for Intravenous Infusion⁶



Body Weight of Patient
Less than 60 kg



Dose
500 mg



of Vials*
2



Body Weight of Patient
60-100 kg



Dose
750 mg



of Vials*
3



Body Weight of Patient
More than 100 kg



Dose
1000 mg



of Vials*
4

*Each vial provides 250 mg of abatacept for administration.

Subcutaneous Dosing Regimen⁶

- ORENCIA 125 mg in prefilled syringes or in ORENCIA ClickJect™ autoinjector should be administered by subcutaneous injection once weekly and may be initiated with or without an intravenous loading dose
 - For patients initiating therapy with an intravenous loading dose, ORENCIA should be initiated with a single intravenous infusion (as per body weight categories listed in the table above), followed by the first 125-mg subcutaneous injection administered within a day of the intravenous infusion
- Patients transitioning from ORENCIA intravenous therapy to subcutaneous administration should administer the first subcutaneous dose instead of the next scheduled intravenous dose

Please see Important Safety Information on pages 35-36 and accompanying Full Prescribing Information at the end of this document.

For reimbursement assistance, call BMS Access Support® at 1-800-861-0048, 8 AM to 8 PM ET, Monday–Friday, or visit www.BMSAccessSupport.com.



Bristol-Myers Squibb

access | support® ➔

Dosing and Administration for ORENCIA® (abatacept) (cont'd)

Juvenile Idiopathic Arthritis⁶

- For patients with JIA, ORENCIA may be administered as an intravenous infusion (6 years of age and older) or a subcutaneous injection (2 years of age and older). Intravenous dosing has not been studied in patients younger than 6 years of age
- ORENCIA may be used as monotherapy or concomitantly with methotrexate

Intravenous Dosing Regimen⁶

- ORENCIA should be administered as a 30-minute intravenous infusion based on body weight.
Pediatric patients with:
 - body weight less than 75 kg should be administered ORENCIA at a dose of 10 mg/kg
 - body weight of 75 kg or more should be administered ORENCIA following the adult intravenous dosing regimen (see dosing table on previous page), not to exceed a maximum dose of 1000 mg
- Following the initial administration, ORENCIA should be given at 2 and 4 weeks after the first infusion and every 4 weeks thereafter
- Any unused portions in the vials must be immediately discarded

Subcutaneous Dosing Regimen⁶

- ORENCIA for subcutaneous injection should be initiated without an intravenous loading dose and be administered utilizing the weight range-based dosing in the table below
- The safety and efficacy of ORENCIA ClickJect™ autoinjector for subcutaneous injection have not been studied in patients under 18 years of age

Subcutaneous Administration for Juvenile Idiopathic Arthritis

Body Weight of Patient	Dose (once weekly)
10 to less than 25 kg	50 mg
25 to less than 50 kg	87.5 mg
50 kg or more	125 mg

Please see Important Safety Information on pages 35-36 and accompanying Full Prescribing Information at the end of this document.

For reimbursement assistance, call BMS Access Support® at 1-800-861-0048, 8 AM to 8 PM ET, Monday–Friday, or visit www.BMSAccessSupport.com.

Dosing and Administration for ORENCIA® (abatacept) (cont'd)

Adult Psoriatic Arthritis⁶

- For these patients, ORENCIA may be administered as an intravenous infusion or a subcutaneous injection
- ORENCIA can be used with or without nonbiologic DMARDs

Intravenous Dosing Regimen⁶

- ORENCIA IV should be administered as a 30-minute intravenous infusion utilizing the weight range-based dosing specified in the “Dose of ORENCIA for Intravenous Infusion” table on page 26
- Following the initial intravenous administration, an intravenous infusion should be given at 2 and 4 weeks after the first infusion and every 4 weeks thereafter

Subcutaneous Dosing Regimen⁶

- ORENCIA SC 125 mg should be administered by subcutaneous injection once weekly without the need for an intravenous loading dose
- Patients switching from ORENCIA intravenous therapy to subcutaneous administration should administer the first subcutaneous dose instead of the next scheduled intravenous dose

Please see Important Safety Information on pages 35-36 and accompanying Full Prescribing Information at the end of this document.

For reimbursement assistance, call BMS Access Support® at 1-800-861-0048, 8 AM to 8 PM ET, Monday–Friday, or visit www.BMSAccessSupport.com.



Drug Reimbursement for ORENCIA® (abatacept) IV

What is the Medicare reimbursement allowable for ORENCIA IV?

Physicians*

- The payment limit is 106% of average sales price (ASP), not including sequestration, and represents one billing unit of ORENCIA, which is billed for each 10 mg of ORENCIA IV (10 mg = 1 billing unit)⁺¹⁰
- The amount paid to physicians for ORENCIA HCPCS code J0129 is published each quarter in "Payment Allowance Limits for Medicare Part B Drugs,"¹¹ which can be downloaded at <https://www.cms.gov/Medicare/Medicare-Fee-for-Service-Part-B-Drugs/McrPartBDrugAvgSalesPrice/2019ASPFiles.html>
- Medicare Part B will pay physicians 80% of the allowed price for J0129; the patient is responsible for 20% coinsurance after the deductible is met, which may be covered by secondary insurance (private supplemental coverage, Medicaid, etc.)¹²

Hospital outpatient facilities*

- The payment limit is 106% of average sales price (ASP), not including sequestration, and represents one billing unit as established by the Centers for Medicare & Medicaid Services (CMS). The billing unit is usually consistent with the unit of measure for that drug (grams, milligrams, units, etc.). This is 10 mg of ORENCIA IV for J0129 (10 mg = 1 billing unit)⁺¹⁰
- The Payment Allowance Limits¹¹ are published each quarter at <https://www.cms.gov/Medicare/Medicare-Fee-for-Service-Part-B-Drugs/McrPartBDrugAvgSalesPrice/2019ASPFiles.html>

Hospital inpatient settings

- Reimbursement in the inpatient setting is bundled into the Medicare Diagnosis Related Groups called MS-DRGs.^{13,14} This prospective rate does not allow for drugs to be paid separately¹⁵

*While the statutory amount that Medicare will reimburse for a Part B drug in a physician office will remain at ASP+6%, sequestration has resulted in a reduction to the Medicare portion of the payment to Medicare providers. Essentially, all payments from Medicare carriers to the providers (including physician offices, hospitals, etc) will be reduced by 2%.²²

⁺See the Centers for Medicare & Medicaid Services' (CMS) Internet Only Manual (IOM) Publication 100-04, Chapter 17-20.1.3.

Please see Important Safety Information on pages 35-36 and accompanying Full Prescribing Information at the end of this document.

For reimbursement assistance, call BMS Access Support® at 1-800-861-0048, 8 AM to 8 PM ET, Monday–Friday, or visit www.BMSAccessSupport.com.



Drug Reimbursement for ORENCIA® (abatacept) IV (cont'd)

How is the reimbursement amount for ORENCIA IV determined by commercial insurers?

- Most commercial insurers pay for drug services under an ASP plus markup reimbursement model for each item or service billed¹⁶
- Pricing for drugs may be based on the insurer's fee schedule, publicly available drug pricing (eg, Average Sales Price, Average Wholesale Price), average charges for the area ("Usual, Reasonable & Customary"), or a percentage of what the provider charges¹⁶⁻¹⁹
- An exception to the above pricing is when a provider utilizes a capitated monthly rate for members, from which specific services are excluded (handled separately). These are referred to as "carve-outs"²⁰
 - Drugs (pharmacy benefit) may be carved out of the primary health coverage plan
- If the amount received by the provider for HCPCS code J0129 from a commercial insurer is not the expected amount, the provider can contact the commercial insurer to request a correction²¹

Please see Important Safety Information on pages 35-36 and accompanying Full Prescribing Information at the end of this document.

For reimbursement assistance, call BMS Access Support® at 1-800-861-0048, 8 AM to 8 PM ET, Monday–Friday, or visit www.BMSAccessSupport.com.



The BMS Rheumatology IV Co-Pay Assistance Program

Offers Financial Assistance to Eligible, Commercially Insured Patients

Bristol-Myers Squibb supports access to certain Bristol-Myers Squibb rheumatology IV products through the BMS Rheumatology IV Co-Pay Assistance Program. The program provides financial assistance with the out-of-pocket deductibles, co-pay, or coinsurance costs for eligible patients who have been prescribed certain Bristol-Myers Squibb rheumatology IV products.

How Does This Program Work?

Enrolled patients
only pay the first

\$5 of their co-pay
per infusion

Bristol-Myers Squibb will cover the
remaining amount up to a maximum of

\$15,000

during a calendar year*

*Other restrictions apply. Final determination of Program eligibility is based on review of a completed application. Please see full Terms and Conditions.

Please note: The Program will cover the out-of-pocket expenses of a BMS product only. It does not cover the costs of any other healthcare provider charges, or any other treatment costs. Patients may be responsible for non-drug-related out-of-pocket costs, depending on their specific healthcare benefits.

Please see Important Safety Information on pages 35-36 and accompanying Full Prescribing Information at the end of this document.

For reimbursement assistance, call BMS Access Support® at 1-800-861-0048, 8 AM to 8 PM ET, Monday–Friday, or visit www.BMSAccessSupport.com.



Bristol-Myers Squibb

access | support® ➔

How the Patient Enrolls Into the Co-Pay Assistance Program

1

Obtain an enrollment form in one of the following ways:



Call BMS Access Support® at **1-800-861-0048**,
8 AM to 8 PM ET, Monday-Friday



Visit www.BMSAccessSupport.com
or
Log on to www.MyBMSCases.com

2

You and your patient complete the enrollment form. The patient's name, address, insurance carrier, and member identification number are required.



Please fax the completed enrollment
form to **1-866-268-5385**

3

BMS Access Support determines patient eligibility, including verifying commercial insurance. **BMS Access Support** then notifies the provider and patient of determination and the appropriate next steps.

Visit www.BMSAccessSupport.com to download an enrollment form.
Fax the completed form to 1-866-268-5385.

Please see Important Safety Information on pages 35-36 and accompanying Full Prescribing Information at the end of this document.

For reimbursement assistance, call BMS Access Support® at 1-800-861-0048, 8 AM to 8 PM ET, Monday-Friday, or visit www.BMSAccessSupport.com.



Bristol-Myers Squibb

access | support® ➔

BMS Access Support® Rheumatology IV Co-Pay Assistance Program Terms & Conditions

The BMS Rheumatology IV Co-Pay Assistance Program is designed to assist eligible commercially insured patients who have been prescribed a BMS rheumatology IV medication with out-of-pocket deductibles, co-pay, or co-insurance requirements.

Patient Eligibility:

- You have commercial (private) insurance that covers your prescribed Bristol-Myers Squibb (BMS) medication, but your insurance does not cover the full cost; that is, you have a co-pay obligation (out-of-pocket cost) for your prescribed medication.
- You are not participating in any state or federal healthcare program including Medicaid, Medicare, Medigap, CHAMPUS, TriCare, Veterans Affairs (VA), or Department of Defense (DoD), or any state, patient, or pharmaceutical assistance program. Patients who move from commercial (private) insurance to a state or federal healthcare program will no longer be eligible. If you purchased your prescription insurance through a Health Exchange (also known as a Health Insurance Marketplace or Small Business Options Program [SHOP] Marketplace), you are currently eligible.
- You live in the United States or Puerto Rico.

Program Benefits:

- Patient must pay the first \$5 of the co-pay for each dose of a BMS medication covered by this Program. This Program will cover the remainder of the co-pay, up to a maximum of \$15,000 during a calendar year. Patients are responsible for any costs that exceed the Program's \$15,000 maximum.
- In order to receive the Program benefits, the patient or provider must submit an Explanation of Benefits (EOB) form or a Remittance Advice (RA). The submitted form must include the name of the insurer, plan information, and show that the BMS medication supported by this Program was the medication that was given. The form must be submitted within 180 days of receiving each dose.
- The Program may apply retroactively to out-of-pocket expenses that occurred within 120 days prior to the date of the enrollment. These benefits are subject to the \$5 patient co-pay requirement and the 12-month Program maximum of \$15,000.
- The Program benefits are limited to the co-pay costs for BMS medications covered by this Program that the patient receives as an outpatient. The Program will not cover, and shall not be applied toward the cost of any dosing procedure,

any other healthcare provider service, supply charges or other treatment costs, or any costs associated with a hospital stay.

- Program payments are for the benefit of the patient only.

Program Timing:

- The enrollment period is 1 calendar year.
- Patients must enroll by December 31, 2019.
- Absent a change in Massachusetts law, effective July 1, 2019, Massachusetts residents will no longer be able to participate in this Program.

Additional Terms and Conditions of Program:

- Patients, pharmacists, and healthcare providers must not seek reimbursement from health insurance or any third party for any part of the benefit received by the patient through this Program. Patients must not seek reimbursement from any health savings, flexible spending, or other healthcare reimbursement accounts for the amount of assistance received from the Program.
- Acceptance of this offer confirms that this offer is consistent with patient's insurance. Patients, pharmacists, and healthcare providers must report the receipt of co-pay assistance benefits as may be required by patient's insurance provider.
- This offer is not valid with any other program, discount, or incentive involving a BMS medication eligible for this Program.
- Only valid in the United States and Puerto Rico; this offer is void where prohibited by law, taxed, or restricted.
- The Program benefits are nontransferable.
- No membership fees.
- This Program is not conditioned on any past, present, or future purchase, including additional doses.
- **The Program is Not Insurance.**
- Bristol-Myers Squibb reserves the right to rescind, revoke, or amend this offer at any time without notice.

Please see Important Safety Information on pages 35-36 and accompanying Full Prescribing Information at the end of this document.

For reimbursement assistance, call BMS Access Support® at 1-800-861-0048, 8 AM to 8 PM ET, Monday–Friday, or visit www.BMSAccessSupport.com.

Patient Support Information

- **For patients with commercial (private) insurance**
 - Bristol-Myers Squibb product co-pay assistance programs may be available
- **For patients with coverage through federal healthcare programs**
 - They are not eligible for co-pay assistance programs sponsored by Bristol-Myers Squibb
 - However, BMS Access Support® can help refer patients to an independent foundation that offers support for their individual needs
- **For patients without prescription drug coverage**
 - Access Support can refer you to independent charitable foundations that may be able to provide financial support, including the Bristol-Myers Squibb Patient Assistance Foundation (BMSPAF), a charitable organization that provides medicine, free of charge, to eligible, uninsured patients who have an established financial hardship. The BMSPAF accepts the Access Support application. For more information, you can visit www.bmspaf.org
- It is important to note that charitable foundations are independent from Bristol-Myers Squibb Company. Each foundation, including BMSPAF, has its own eligibility criteria and evaluation process. Bristol-Myers Squibb cannot guarantee that a patient will receive assistance

Please see Important Safety Information on pages 35-36 and accompanying Full Prescribing Information at the end of this document.

For reimbursement assistance, call BMS Access Support® at 1-800-861-0048, 8 AM to 8 PM ET, Monday–Friday, or visit www.BMSAccessSupport.com.



Important Safety Information for ORENCIA® (abatacept)

Concomitant Use with TNF Antagonists: Concurrent therapy with ORENCIA and a TNF antagonist is not recommended. In controlled clinical trials, adult RA patients receiving concomitant intravenous ORENCIA and TNF antagonist therapy experienced more infections (63%) and serious infections (4.4%) compared to patients treated with only TNF antagonists (43% and 0.8%, respectively), without an important enhancement of efficacy.

Hypersensitivity: Anaphylaxis or anaphylactoid reactions can occur during or after an infusion and can be life-threatening. There were 2 cases ($\leq 0.1\%$; n=2688) of anaphylaxis or anaphylactoid reactions in clinical trials with adult RA patients treated with intravenous ORENCIA. Other reactions potentially associated with drug hypersensitivity, such as hypotension, urticaria, and dyspnea, each occurred in $\leq 0.9\%$ of patients. There was one case of a hypersensitivity reaction with ORENCIA in JIA clinical trials (0.5%; n=190). In postmarketing experience, a case of fatal anaphylaxis following the first infusion of ORENCIA was reported. Appropriate medical support measures for treating hypersensitivity reactions should be available for immediate use. If an anaphylactic or other serious allergic reaction occurs, administration of ORENCIA should be stopped immediately and permanently discontinued, with appropriate therapy instituted.

Infections: Serious infections, including sepsis and pneumonia, have been reported in patients receiving ORENCIA. Some of these infections have been fatal. Many of the serious infections have occurred in patients on concomitant immunosuppressive therapy which, in addition to their underlying disease, could further predispose them to infection. Caution should be exercised in patients with a history of infection or underlying conditions which may predispose them to infections. Treatment with ORENCIA should be discontinued if a patient develops a serious infection. Patients should be screened for tuberculosis and viral hepatitis in accordance with published guidelines, and if positive, treated according to standard medical practice prior to therapy with ORENCIA.

Immunizations: Live vaccines should not be given concurrently with ORENCIA or within 3 months of its discontinuation. The efficacy of vaccination in patients receiving ORENCIA is not known. ORENCIA may blunt the effectiveness of some immunizations. It is recommended that JIA patients be brought up to date with all immunizations in agreement with current immunization guidelines prior to initiating therapy with ORENCIA.

Use in Patients with Chronic Obstructive Pulmonary Disease (COPD): Adult COPD patients treated with ORENCIA developed adverse events more frequently than those treated with placebo, including COPD exacerbations, cough, rhonchi, and dyspnea. In adult RA studies, 97% of COPD patients treated with ORENCIA developed adverse reactions versus 88% treated with placebo and respiratory disorders occurred more frequently in patients treated with ORENCIA compared to those on placebo (43% vs 24%, respectively), including COPD exacerbation, cough, rhonchi, and dyspnea. A greater percentage of adult RA patients treated with ORENCIA developed a serious adverse event compared to those on placebo (27% vs 6%), including COPD exacerbation [3 of 37 patients (8%)] and pneumonia [1 of 37 patients (3%)]. Use of ORENCIA in patients with RA and COPD should be undertaken with caution, and such patients monitored for worsening of their respiratory status.

Continued on next page

Please see Full Prescribing Information at the end of this document.

For reimbursement assistance, call BMS Access Support® at 1-800-861-0048, 8 AM to 8 PM ET, Monday–Friday, or visit www.BMSAccessSupport.com.



Important Safety Information for ORENCIA® (abatacept) (cont'd)

Blood Glucose Testing: ORENCIA for intravenous administration contains maltose, which may result in falsely elevated blood glucose readings on the day of infusion when using blood glucose monitors with test strips utilizing glucose dehydrogenase pyrroloquinoline quinone (GDH-PQQ). Consider using monitors and advising patients to use monitors that do not react with maltose, such as those based on glucose dehydrogenase nicotinic adenine dinucleotide (GDH-NAD), glucose oxidase or glucose hexokinase test methods. ORENCIA for subcutaneous (SC) administration does not contain maltose; therefore, patients do not need to alter their glucose monitoring.

Pregnancy: There are no adequate and well-controlled studies of ORENCIA use in pregnant women and the data with ORENCIA use in pregnant women are insufficient to inform on drug-associated risk. A pregnancy registry has been established to monitor pregnancy outcomes in women exposed to ORENCIA during pregnancy. Healthcare professionals are encouraged to register patients by calling 1-877-311-8972.

Lactation: There is no information regarding the presence of abatacept in human milk, the effects on the breastfed infant, or the effects on milk production. However, abatacept was present in the milk of lactating rats dosed with abatacept.

Most Serious Adverse Reactions: Serious infections (3% ORENCIA vs 1.9% placebo) and malignancies (1.3% ORENCIA vs 1.1% placebo).

Malignancies: The overall frequency of malignancies was similar between adult RA patients treated with ORENCIA or placebo. However, more cases of lung cancer were observed in RA patients treated with ORENCIA (0.2%) than those on placebo (0%). A higher rate of lymphoma was seen compared to the general population; however, patients with RA, particularly those with highly active disease, are at a higher risk for the development of lymphoma. The potential role of ORENCIA in the development of malignancies in humans is unknown.

Most Frequent Adverse Events (≥10%): Headache, upper respiratory tract infection, nasopharyngitis, and nausea were the most commonly reported adverse events in the adult RA clinical studies. Other events reported in ≥5% of JIA patients were diarrhea, cough, pyrexia, and abdominal pain. In general, the adverse events in JIA and adult PsA patients were similar in frequency and type to those seen in adult RA patients.

Note concerning ORENCIA administration options: Intravenous dosing has not been studied in patients younger than 6 years of age. The safety and efficacy of ORENCIA ClickJect™ Autoinjector for subcutaneous injection has not been studied in patients under 18 years of age.

Please see Full Prescribing Information at the end of this document.


For reimbursement assistance, call BMS Access Support® at 1-800-861-0048, 8 AM to 8 PM ET, Monday–Friday, or visit www.BMSAccessSupport.com.

References

1. American Medical Association. *2019 HCPCS Level II*. Professional ed. Chicago, IL: American Medical Association; 2019.
2. Centers for Medicare & Medicaid Services. MLN Matters, Number MM9603 Revised. <https://www.cms.gov/Outreach-and-Education/Medicare-Learning-Network-MLN/MLNMattersArticles/Downloads/MM9603.pdf>. Revised June 10, 2016. Accessed January 9, 2019.
3. National Home Infusion Association. NHIA National Coding Standard for Home Infusion Claims under HIPAA. 2017;1(11).
4. Palmetto GBA. Medicare Part A Billing Guide. May 2017. [https://www.palmettogba.com/Palmetto/Providers.Nsf/files/Part_A_Billing_Guide.pdf/\\$File/Part_A_Billing_Guide.pdf](https://www.palmettogba.com/Palmetto/Providers.Nsf/files/Part_A_Billing_Guide.pdf/$File/Part_A_Billing_Guide.pdf). Accessed January 11, 2018.
5. American Medical Association. *CPT Professional 2019*. Professional ed. Chicago, IL: American Medical Association; 2018.
6. ORENCIA [package insert]. Princeton, NJ: Bristol-Myers Squibb Company.
7. Centers for Medicare & Medicaid Services. Medicare Claims Processing Manual. Chapter 26 – Completing and Processing Form CMS-1500 Data Set. Revision 3873. October 6, 2017. <https://www.cms.gov/Regulations-and-Guidance/Guidance/Manuals/downloads/clm104c26.pdf>. Accessed January 2, 2019.
8. American Medical Association. *2019 ICD-10-CM: The Complete Official Codebook*. Chicago, IL: American Medical Association; 2018.
9. Centers for Medicare & Medicaid Services. Medicare Claims Processing Manual. Chapter 25 – Completing and Processing the Form CMS-1450 Data Set. Revision 3709. February 3, 2017. <http://www.cms.gov/Regulations-and-Guidance/Guidance/Manuals/downloads/clm104c25.pdf>. Accessed January 3, 2019.
10. Centers for Medicare & Medicaid Services. 2019 ASP drug pricing files. <https://www.cms.gov/Medicare/Medicare-Fee-for-Service-Part-B-Drugs/McrPartBDrugAvgSalesPrice/2019ASPFiles.html>. Accessed January 3, 2019.
11. Payment Allowance Limits for Medicare Part B Drugs. Effective October 1, 2018 through December 31, 2018. <https://www.cms.gov/medicare/medicare-fee-for-service-part-b-drugs/mcrpartbdrugavgsalesprice/2018aspfiles.html>. Accessed January 4, 2019.
12. Centers for Medicare & Medicaid Services. Medicare & You 2019. <https://www.medicare.gov/pubs/pdf/10050-Medicare-and-You.pdf>. Accessed January 4, 2019.
13. Centers for Medicare & Medicaid Services. Acute inpatient PPS. <https://www.cms.gov/Medicare/Medicare-Fee-for-Service-Payment/AcuteInpatientPPS/index.html?redirect=/acuteinpatientpps>. Accessed January 4, 2019.
14. AMCP Task Force on Drug Payment Methodologies. AMCP guide to pharmaceutical payment methods, executive edition. *J Manag Care Pharm*. 2007;13(8 suppl C):S1-S39.
15. Centers for Medicare & Medicaid Services. Details for title: CMS-1632-F and IFC, CMS-1632-CN2 and Changes due to The Consolidated Appropriations Act of 2016. <https://www.cms.gov/Medicare/Medicare-Fee-for-Service-Payment/AcuteInpatientPPS/FY2016-IPPS-Final-Rule-Home-Page-Items/FY2016-IPPS-Final-Rule-Regulations.html>. Accessed January 4, 2019.
16. Magellan Rx Management. Medical Pharmacy Trend Report 2016. <http://www.magellanrxinsights.com>. Accessed January 4, 2019.
17. Robinson JC. Insurers' strategies for managing the use and cost of biopharmaceuticals. *Health Aff (Millwood)*. 2006;25(5):1205-1217.
18. American Society of Clinical Oncology. Payment reform glossary. ASCO website. <https://www.asco.org/sites/new-www.asco.org/files/content-files/blog-release/pdf/Payment-Reform-Glossary.pdf>. Accessed January 4, 2019.
19. US Bureau of Labor Statistics. Definitions of health insurance terms. <http://www.bls.gov/ncs/ebs/sp/healthterms.pdf>. Accessed January 4, 2019.
20. Academy of Managed Care Pharmacy. Managed care terms. AMCP website. <http://www.amcp.org/ManagedCareTerms>. Accessed January 4, 2019.
21. Chapter 5: the hospital billing process. In: Ferenc DP. *Understanding Hospital Billing and Coding*. 3rd ed. St Louis, MO: Elsevier Saunders; 2014:131-167.
22. Centers for Medicare & Medicaid Services. CMS Medicare FFS Provider e-news. March 8, 2013. <https://www.cms.gov/Outreach-and-Education/Outreach/FFSProvPartProg/Downloads/2013-03-08-standalone.pdf>. Accessed January 4, 2019.

Please see Important Safety Information on pages 35-36 and accompanying Full Prescribing Information at the end of this document.

For reimbursement assistance, call BMS Access Support® at 1-800-861-0048, 8 AM to 8 PM ET, Monday–Friday, or visit www.BMSAccessSupport.com.



Three Simple Ways to Get Support



Contact your **Access & Reimbursement Manager** for general assistance and to schedule an office visit



Call Bristol-Myers Squibb Access Support® at **1-800-861-0048** 8 AM to 8 PM ET, Monday-Friday to speak with a regionally assigned specialist



Visit **www.BMSAccessSupport.com** for information and resources, including the BMS Access Support program enrollment form, to help your patients with access to Bristol-Myers Squibb rheumatology products

Bristol-Myers Squibb is committed to helping appropriate patients get access to our medications by providing access and reimbursement support services.

The accurate completion of reimbursement- or coverage-related documentation is the responsibility of the healthcare provider and patient. Bristol-Myers Squibb and its agents make no guarantee regarding reimbursement for any service or item.



HIGHLIGHTS OF PRESCRIBING INFORMATION

These highlights do not include all the information needed to use ORENCIA safely and effectively. See full prescribing information for ORENCIA.

ORENCIA (abatacept) for injection, for intravenous use
ORENCIA (abatacept) injection, for subcutaneous use
Initial U.S. Approval: 2005

INDICATIONS AND USAGE

ORENCIA is a selective T cell costimulation modulator indicated for:

Adult Rheumatoid Arthritis (RA) (1.1)

- moderately to severely active RA in adults. ORENCIA may be used as monotherapy or concomitantly with DMARDs other than TNF antagonists (1.1).

Juvenile Idiopathic Arthritis (1.2)

- moderately to severely active polyarticular juvenile idiopathic arthritis in patients 2 years of age and older. ORENCIA may be used as monotherapy or concomitantly with methotrexate (1.2).

Adult Psoriatic Arthritis (PsA) (1.3)

- active PsA in adults. (1.3)

Important Limitations of Use (1.4)

- should not be given concomitantly with TNF antagonists (1.4, 5.1).

DOSAGE AND ADMINISTRATION

Intravenous Administration for Adult RA (2.1) and Adult PsA (2.3)

Body Weight of Patient	Dose	Number of Vials
Less than 60 kg	500 mg	2
60 to 100 kg	750 mg	3
More than 100 kg	1000 mg	4

Subcutaneous Administration for Adult RA (2.1)

- Administer by subcutaneous injection once weekly with or without an intravenous loading dose. For patients initiating therapy with an intravenous loading dose, administer a single intravenous infusion (as per body weight categories above), followed by the first 125 mg subcutaneous injection given within a day of the intravenous infusion.
- Patients transitioning from ORENCIA intravenous therapy to subcutaneous administration should administer the first subcutaneous dose instead of the next scheduled intravenous dose.

Intravenous Administration for Juvenile Idiopathic Arthritis (2.2)

- Pediatric patients weighing less than 75 kg receive 10 mg/kg intravenously based on the patient's body weight. Pediatric patients weighing 75 kg or more should be administered ORENCIA following the adult intravenous dosing regimen, not to exceed a maximum dose of 1000 mg. Intravenous dosing has not been studied in patients younger than 6 years of age. (2.2)

Subcutaneous Administration for Juvenile Idiopathic Arthritis (2.2)

Body Weight of Patient	Dose (once weekly)
10 to less than 25 kg	50 mg
25 to less than 50 kg	87.5 mg
50 kg or more	125 mg

Subcutaneous Administration for Adult PsA (2.3)

- Administer by subcutaneous injection once weekly without the need of an intravenous loading dose.

- Patients transitioning from ORENCIA (abatacept) intravenous therapy to subcutaneous administration should administer the first subcutaneous dose instead of the next scheduled intravenous dose.

General Dosing Information for Intravenous Administration (2.1 and 2.3)

- Administer as a 30-minute intravenous infusion (2.1, 2.2)
- Following initial dose, give at 2 and 4 weeks, then every 4 weeks (2.1)
- Prepare ORENCIA using only the silicone-free disposable syringe (2.3)
- Use only Sterile Water for Injection, USP to reconstitute the powder (2.3)
- The reconstituted and diluted product must be administered using a filter (2.3)

DOSAGE FORMS AND STRENGTHS

Intravenous Infusion

- For Injection: 250 mg lyophilized powder in a single-use vial for reconstitution and dilution prior to intravenous infusion (3)

Subcutaneous Injection

- Injection: 50 mg/0.4 mL, 87.5 mg/0.7 mL, 125 mg/mL solution in single-dose prefilled syringes for subcutaneous use (3)
- Injection: 125 mg/mL solution in a single-dose prefilled ClickJect™ autoinjector for subcutaneous use (3)

CONTRAINDICATIONS

- None (4)

WARNINGS AND PRECAUTIONS

- Concomitant use with a TNF antagonist can increase the risk of infections and serious infections (5.1)
- Hypersensitivity, anaphylaxis, and anaphylactoid reactions (5.2)
- Patients with a history of recurrent infections or underlying conditions predisposing to infections may experience more infections (5.3, 8.5)
- Discontinue if a serious infection develops (5.3)
- Screen for latent TB infection prior to initiating therapy. Patients testing positive should be treated prior to initiating ORENCIA (5.3)
- Live vaccines should not be given concurrently or within 3 months of discontinuation (5.4)
- Patients with juvenile idiopathic arthritis should be brought up to date with all immunizations prior to ORENCIA therapy (5.4)
- Based on its mechanism of action, ORENCIA may blunt the effectiveness of some immunizations (5.4)
- COPD patients may develop more frequent respiratory adverse events (5.5)

ADVERSE REACTIONS

Most common adverse events (≥10%) are headache, upper respiratory tract infection, nasopharyngitis, and nausea (6.1)

To report SUSPECTED ADVERSE REACTIONS, contact Bristol-Myers Squibb at 1-800-721-5072 or FDA at 1-800-FDA-1088 or www.fda.gov/medwatch.

USE IN SPECIFIC POPULATIONS

- Pregnancy: Registry available. The data with ORENCIA use in pregnant women are insufficient to inform on drug-associated risk (8.1)

See 17 for PATIENT COUNSELING INFORMATION and FDA-approved patient labeling.

Revised: 3/2019

FULL PRESCRIBING INFORMATION: CONTENTS*

1 INDICATIONS AND USAGE

- Adult Rheumatoid Arthritis (RA)
- Juvenile Idiopathic Arthritis
- Adult Psoriatic Arthritis (PsA)
- Important Limitations of Use

2 DOSAGE AND ADMINISTRATION

- Adult Rheumatoid Arthritis
- Juvenile Idiopathic Arthritis
- Adult Psoriatic Arthritis
- Preparation and Administration Instructions for Intravenous Infusion
- General Considerations for Subcutaneous Administration

3 DOSAGE FORMS AND STRENGTHS

4 CONTRAINDICATIONS

5 WARNINGS AND PRECAUTIONS

- Concomitant Use with TNF Antagonists
- Hypersensitivity
- Infections
- Immunizations
- Use in Patients with Chronic Obstructive Pulmonary Disease (COPD)
- Immunosuppression

6 ADVERSE REACTIONS

- Clinical Studies Experience in Adult RA Patients Treated with Intravenous ORENCIA
- Clinical Studies Experience in Adult RA Patients Treated with Subcutaneous ORENCIA
- Clinical Studies Experience in Juvenile Idiopathic Arthritis Patients Treated with Intravenous ORENCIA
- Clinical Studies Experience in Juvenile Idiopathic Arthritis Patients Treated with Subcutaneous ORENCIA
- Clinical Studies Experience in Adult PsA Patients
- Postmarketing Experience

7 DRUG INTERACTIONS

- TNF Antagonists
- Other Biologic RA Therapy
- Blood Glucose Testing

8 USE IN SPECIFIC POPULATIONS

- Pregnancy
- Lactation
- Pediatric Use
- Geriatric Use

(Continued)

FULL PRESCRIBING INFORMATION: CONTENTS* (Continued)**10 OVERDOSAGE****11 DESCRIPTION****12 CLINICAL PHARMACOLOGY**

- 12.1 Mechanism of Action
- 12.2 Pharmacodynamics
- 12.3 Pharmacokinetics

13 NONCLINICAL TOXICOLOGY

- 13.1 Carcinogenesis, Mutagenesis, Impairment of Fertility
- 13.2 Animal Toxicology and/or Pharmacology

FULL PRESCRIBING INFORMATION**1 INDICATIONS AND USAGE****1.1 Adult Rheumatoid Arthritis (RA)**

ORENCIA® (abatacept) is indicated for reducing signs and symptoms, inducing major clinical response, inhibiting the progression of structural damage, and improving physical function in adult patients with moderately to severely active rheumatoid arthritis. ORENCIA may be used as monotherapy or concomitantly with disease-modifying antirheumatic drugs (DMARDs) other than tumor necrosis factor (TNF) antagonists.

1.2 Juvenile Idiopathic Arthritis

ORENCIA is indicated for reducing signs and symptoms in patients 2 years of age and older with moderately to severely active polyarticular juvenile idiopathic arthritis. ORENCIA may be used as monotherapy or concomitantly with methotrexate (MTX).

1.3 Adult Psoriatic Arthritis (PsA)

ORENCIA is indicated for the treatment of adult patients with active psoriatic arthritis (PsA).

1.4 Important Limitations of Use

ORENCIA should not be administered concomitantly with TNF antagonists. ORENCIA is not recommended for use concomitantly with other biologic rheumatoid arthritis (RA) therapy, such as anakinra.

2 DOSAGE AND ADMINISTRATION**2.1 Adult Rheumatoid Arthritis**

For adult patients with RA, ORENCIA may be administered as an intravenous infusion or as a subcutaneous injection.

ORENCIA may be used as monotherapy or concomitantly with DMARDs other than TNF antagonists.

Intravenous Dosing Regimen

ORENCIA lyophilized powder should be reconstituted and administered after dilution [see *Dosage and Administration* (2.3)] as a 30-minute intravenous infusion utilizing the weight range-based dosing specified in Table 1. Following the initial intravenous administration, an intravenous infusion should be given at 2 and 4 weeks after the first infusion and every 4 weeks thereafter.

Table 1: Dose of ORENCIA for Intravenous Infusion in Adult RA Patients

Body Weight of Patient	Dose	Number of Vials ^a
Less than 60 kg	500 mg	2
60 to 100 kg	750 mg	3
More than 100 kg	1000 mg	4

^a Each vial provides 250 mg of abatacept for administration.

Subcutaneous Dosing Regimen

ORENCIA 125 mg in prefilled syringes or in ORENCIA ClickJect™ autoinjector should be administered by subcutaneous injection once weekly [see *Dosage and Administration* (2.4)] and may be initiated with or without an intravenous loading dose. For patients initiating therapy with an intravenous loading dose, ORENCIA should be initiated with a single intravenous infusion (as per body weight categories listed in Table 1), followed by the first 125 mg subcutaneous injection administered within a day of the intravenous infusion.

Patients transitioning from ORENCIA intravenous therapy to subcutaneous administration should administer the first subcutaneous dose instead of the next scheduled intravenous dose.

2.2 Juvenile Idiopathic Arthritis

For patients with juvenile idiopathic arthritis (JIA), ORENCIA may be administered as an intravenous infusion (6 years of age and older) or a subcutaneous injection (2 years of age and older). Intravenous dosing has not been studied in patients younger than 6 years of age.

ORENCIA may be used as monotherapy or concomitantly with methotrexate.

Intravenous Dosing Regimen

ORENCIA should be administered as a 30-minute intravenous infusion based on body weight. Pediatric patients with:

- body weight less than 75 kg should be administered ORENCIA at a dose of 10 mg/kg [see *Dosage and Administration* (2.3)].
- body weight of 75 kg or more should be administered ORENCIA following the adult intravenous dosing regimen (see Table 1), not to exceed a maximum dose of 1000 mg.

14 CLINICAL STUDIES

- 14.1 Adult Rheumatoid Arthritis
- 14.2 Juvenile Idiopathic Arthritis
- 14.3 Adult Psoriatic Arthritis

16 HOW SUPPLIED/STORAGE AND HANDLING**17 PATIENT COUNSELING INFORMATION**

* Sections or subsections omitted from the full prescribing information are not listed.

Following the initial administration, ORENCIA (abatacept) should be given at 2 and 4 weeks after the first infusion and every 4 weeks thereafter. Any unused portions in the vials must be immediately discarded.

Subcutaneous Dosing Regimen

ORENCIA for subcutaneous injection should be initiated without an intravenous loading dose and be administered utilizing the weight range-based dosing as specified in Table 2.

Table 2: Dose of ORENCIA for Subcutaneous Administration in Patients 2 Years of Age or Older with JIA

Body Weight of Patient	Dose (once weekly)
10 to less than 25 kg	50 mg
25 to less than 50 kg	87.5 mg
50 kg or more	125 mg

The safety and efficacy of ORENCIA ClickJect autoinjector for subcutaneous injection has not been studied in patients under 18 years of age.

2.3 Adult Psoriatic Arthritis

For adult patients with psoriatic arthritis, ORENCIA may be administered as an intravenous infusion (IV) or a subcutaneous (SC) injection.

ORENCIA can be used with or without non-biologic DMARDs.

Intravenous Dosing Regimen

ORENCIA IV should be administered as a 30-minute intravenous infusion utilizing the weight range-based dosing specified in Table 1. Following the initial intravenous administration, an intravenous infusion should be given at 2 and 4 weeks after the first infusion and every 4 weeks thereafter.

Subcutaneous Dosing Regimen

ORENCIA SC 125 mg should be administered by subcutaneous injection once weekly without the need for an intravenous loading dose.

Patients switching from ORENCIA intravenous therapy to subcutaneous administration should administer the first subcutaneous dose instead of the next scheduled intravenous dose.

2.4 Preparation and Administration Instructions for Intravenous Infusion**Use aseptic technique.**

ORENCIA for Injection is provided as a lyophilized powder in preservative-free, single-use vials. Each ORENCIA vial provides 250 mg of abatacept for administration. The ORENCIA powder in each vial must be reconstituted with 10 mL of Sterile Water for Injection, USP, using only the silicone-free disposable syringe provided with each vial and an 18- to 21-gauge needle. After reconstitution, the concentration of abatacept in the vial will be 25 mg/mL. If the ORENCIA powder is accidentally reconstituted using a siliconized syringe, the solution may develop a few translucent particles. Discard any solutions prepared using siliconized syringes.

If the silicone-free disposable syringe is dropped or becomes contaminated, use a new silicone-free disposable syringe from inventory. For information on obtaining additional silicone-free disposable syringes, contact Bristol-Myers Squibb 1-800-ORENCIA.

- 1) Use 10 mL of Sterile Water for Injection, USP to reconstitute the ORENCIA powder. To reconstitute the ORENCIA powder, remove the flip-top from the vial and wipe the top with an alcohol swab. Insert the syringe needle into the vial through the center of the rubber stopper and direct the stream of Sterile Water for Injection, USP, to the glass wall of the vial. Do not use the vial if the vacuum is not present. Rotate the vial with gentle swirling to minimize foam formation, until the contents are completely dissolved. Do not shake. Avoid prolonged or vigorous agitation.
- 2) Upon complete dissolution of the lyophilized powder, the vial should be vented with a needle to dissipate any foam that may be present. After reconstitution, each milliliter will contain 25 mg (250 mg/10 mL). The solution should be clear and colorless to pale yellow. Do not use if opaque particles, discoloration, or other foreign particles are present.
- 3) The reconstituted ORENCIA solution must be further diluted to 100 mL as follows. From a 100 mL infusion bag or bottle, withdraw a volume of 0.9% Sodium Chloride Injection, USP, equal to the volume of the reconstituted ORENCIA solution required for the patient's dose. Slowly add the reconstituted ORENCIA solution into the infusion bag or bottle using the same silicone-free disposable syringe provided with each vial. Gently mix. Do not shake the bag or bottle. The final concentration of abatacept in the bag or bottle will depend upon the amount of drug added, but will be no more than 10 mg/mL. Any unused portions in the ORENCIA vial must be immediately discarded.

- 4) Prior to administration, the ORENCIA solution should be inspected visually for particulate matter and discoloration. Discard the solution if any particulate matter or discoloration is observed.
- 5) The entire, fully diluted ORENCIA solution should be administered over a period of 30 minutes and must be administered with an infusion set and a sterile, non-pyrogenic, low-protein-binding filter (pore size of 0.2 µm to 1.2 µm).
- 6) The infusion of the fully diluted ORENCIA solution must be completed within 24 hours of reconstitution of the ORENCIA vials. The fully diluted ORENCIA solution may be stored at room temperature or refrigerated at 2°C to 8°C (36°F to 46°F) before use. Discard the fully diluted solution if not administered within 24 hours.
- 7) ORENCIA should not be infused concomitantly in the same intravenous line with other agents. No physical or biochemical compatibility studies have been conducted to evaluate the coadministration of ORENCIA with other agents.

2.5 General Considerations for Subcutaneous Administration

ORENCIA prefilled syringes and ORENCIA ClickJect autoinjectors are intended for subcutaneous use only and are not intended for intravenous infusion.

ORENCIA prefilled syringes and ORENCIA ClickJect autoinjectors are intended for use under the guidance of a physician or healthcare practitioner. After proper training in subcutaneous injection technique, a patient or caregiver may inject with ORENCIA if a physician/healthcare practitioner determines that it is appropriate. Patients and caregivers should be instructed to follow the directions provided in the Instructions for Use for additional details on medication administration.

Inspect visually for particulate matter and discoloration prior to administration. Do not use ORENCIA prefilled syringes or ORENCIA ClickJect autoinjectors exhibiting particulate matter or discoloration. ORENCIA should be clear and colorless to pale yellow.

Patients using ORENCIA prefilled syringes and ORENCIA ClickJect autoinjectors for subcutaneous administration should be instructed to inject the full amount, which provides the proper dose of ORENCIA, according to the directions provided in the Instructions for Use.

Injection sites should be rotated and injections should never be given into areas where the skin is tender, bruised, red, or hard.

3 DOSAGE FORMS AND STRENGTHS

• Intravenous Infusion

For Injection: 250 mg lyophilized powder in a single-use vial

• Subcutaneous Injection

Injection: 50 mg/0.4 mL, 87.5 mg/0.7 mL, and 125 mg/mL of a clear to slightly opalescent, colorless to pale-yellow solution in a single-dose prefilled glass syringe.

Injection: 125 mg/mL of a clear to slightly opalescent, colorless to pale-yellow solution in a single-dose prefilled ClickJect autoinjector.

4 CONTRAINDICATIONS

None.

5 WARNINGS AND PRECAUTIONS

5.1 Concomitant Use with TNF Antagonists

In controlled clinical trials in patients with adult RA, patients receiving concomitant intravenous ORENCIA and TNF antagonist therapy experienced more infections (63%) and serious infections (4.4%) compared to patients treated with only TNF antagonists (43% and 0.8%, respectively) [see *Adverse Reactions* (6.1)]. These trials failed to demonstrate an important enhancement of efficacy with concomitant administration of ORENCIA with TNF antagonist; therefore, concurrent therapy with ORENCIA and a TNF antagonist is not recommended. While transitioning from TNF antagonist therapy to ORENCIA therapy, patients should be monitored for signs of infection.

5.2 Hypersensitivity

In clinical trials of 2688 adult RA patients treated with intravenous ORENCIA, there were two cases (<0.1%) of anaphylaxis or anaphylactoid reactions. Other reactions potentially associated with drug hypersensitivity, such as hypotension, urticaria, and dyspnea, each occurred in less than 0.9% of ORENCIA-treated patients. Of the 190 patients with juvenile idiopathic arthritis treated with ORENCIA in clinical trials, there was one case of a hypersensitivity reaction (0.5%). Appropriate medical support measures for the treatment of hypersensitivity reactions should be available for immediate use in the event of a reaction [see *Adverse Reactions* (6.1, 6.3)]. Anaphylaxis or anaphylactoid reactions can occur after the first infusion and can be life threatening. In postmarketing experience, a case of fatal anaphylaxis following the first infusion of ORENCIA has been reported. If an anaphylactic or other serious allergic reaction occurs, administration of ORENCIA should be stopped immediately with appropriate therapy instituted, and the use of ORENCIA should be permanently discontinued.

5.3 Infections

Serious infections, including sepsis and pneumonia, have been reported in patients receiving ORENCIA. Some of these infections have been fatal. Many of the serious infections have occurred in patients on concomitant immunosuppressive therapy which in addition to their underlying disease, could further predispose them to infection. Physicians should exercise caution when considering the use of ORENCIA in patients with a history of recurrent infections, underlying conditions which may predispose them to infections, or chronic, latent, or localized infections. Patients who develop a

new infection while undergoing treatment with ORENCIA should be monitored closely. Administration of ORENCIA should be discontinued if a patient develops a serious infection [see *Adverse Reactions* (6.1)]. A higher rate of serious infections has been observed in adult RA patients treated with concurrent TNF antagonists and ORENCIA [see *Warnings and Precautions* (5.1)].

Prior to initiating immunomodulatory therapies, including ORENCIA, patients should be screened for latent tuberculosis infection with a tuberculin skin test. ORENCIA has not been studied in patients with a positive tuberculosis screen, and the safety of ORENCIA in individuals with latent tuberculosis infection is unknown. Patients testing positive in tuberculosis screening should be treated by standard medical practice prior to therapy with ORENCIA.

Antirheumatic therapies have been associated with hepatitis B reactivation. Therefore, screening for viral hepatitis should be performed in accordance with published guidelines before starting therapy with ORENCIA. In clinical studies with ORENCIA, patients who screened positive for hepatitis were excluded from study.

5.4 Immunizations

Live vaccines should not be given concurrently with ORENCIA or within 3 months of its discontinuation. No data are available on the secondary transmission of infection from persons receiving live vaccines to patients receiving ORENCIA. The efficacy of vaccination in patients receiving ORENCIA is not known. Based on its mechanism of action, ORENCIA may blunt the effectiveness of some immunizations.

It is recommended that patients with juvenile idiopathic arthritis be brought up to date with all immunizations in agreement with current immunization guidelines prior to initiating ORENCIA therapy.

5.5 Use in Patients with Chronic Obstructive Pulmonary Disease (COPD)

Adult COPD patients treated with ORENCIA developed adverse events more frequently than those treated with placebo, including COPD exacerbations, cough, rhonchi, and dyspnea. Use of ORENCIA in patients with RA and COPD should be undertaken with caution and such patients should be monitored for worsening of their respiratory status [see *Adverse Reactions* (6.1)].

5.6 Immunosuppression

The possibility exists for drugs inhibiting T cell activation, including ORENCIA, to affect host defenses against infections and malignancies since T cells mediate cellular immune responses. The impact of treatment with ORENCIA on the development and course of malignancies is not fully understood [see *Adverse Reactions* (6.1)]. In clinical trials in patients with adult RA, a higher rate of infections was seen in ORENCIA-treated patients compared to placebo [see *Adverse Reactions* (6.1)].

6 ADVERSE REACTIONS

Because clinical trials are conducted under widely varying and controlled conditions, adverse reaction rates observed in clinical trials of a drug cannot be directly compared to rates in the clinical trials of another drug and may not predict the rates observed in a broader patient population in clinical practice.

As with all therapeutic proteins, there is potential for immunogenicity. The detection of antibody formation is highly dependent on the sensitivity and specificity of the assay. Additionally, the observed incidence of antibody (including neutralizing antibody) positivity in an assay may be influenced by several factors including assay methodology, sample handling, timing of sample collection, concomitant medications, and underlying disease. For these reasons, comparison of the incidence of antibodies to abatacept in the studies described below with the incidence of antibodies in other studies or to other products may be misleading.

6.1 Clinical Studies Experience in Adult RA Patients Treated with Intravenous ORENCIA

The data described herein reflect exposure to ORENCIA administered intravenously in patients with active RA in placebo-controlled studies (1955 patients with ORENCIA, 989 with placebo). The studies had either a double-blind, placebo-controlled period of 6 months (258 patients with ORENCIA, 133 with placebo) or 1 year (1697 patients with ORENCIA, 856 with placebo). A subset of these patients received concomitant biologic DMARD therapy, such as a TNF blocking agent (204 patients with ORENCIA, 134 with placebo).

The majority of patients in RA clinical studies received one or more of the following concomitant medications with ORENCIA: methotrexate, nonsteroidal anti-inflammatory drugs (NSAIDs), corticosteroids, TNF blocking agents, azathioprine, chloroquine, gold, hydroxychloroquine, leflunomide, sulfasalazine, and anakinra.

The most serious adverse reactions were serious infections and malignancies.

The most commonly reported adverse events (occurring in ≥10% of patients treated with ORENCIA) were headache, upper respiratory tract infection, nasopharyngitis, and nausea.

The adverse events most frequently resulting in clinical intervention (interruption or discontinuation of ORENCIA) were due to infection. The most frequently reported infections resulting in dose interruption were upper respiratory tract infection (1.0%), bronchitis (0.7%), and herpes zoster (0.7%). The most frequent infections resulting in discontinuation were pneumonia (0.2%), localized infection (0.2%), and bronchitis (0.1%).

Infections

In the placebo-controlled trials, infections were reported in 54% of ORENCIA-treated patients and 48% of placebo-treated patients. The most commonly reported infections (reported in 5%-13% of patients) were upper respiratory tract infection,

nasopharyngitis, sinusitis, urinary tract infection, influenza, and bronchitis. Other infections reported in fewer than 5% of patients at a higher frequency (>0.5%) with ORENCIA compared to placebo, were rhinitis, herpes simplex, and pneumonia [see *Warnings and Precautions* (5.3)].

Serious infections were reported in 3.0% of patients treated with ORENCIA and 1.9% of patients treated with placebo. The most common (0.2%-0.5%) serious infections reported with ORENCIA were pneumonia, cellulitis, urinary tract infection, bronchitis, diverticulitis, and acute pyelonephritis [see *Warnings and Precautions* (5.3)].

Malignancies

In the placebo-controlled portions of the clinical trials (1955 patients treated with ORENCIA for a median of 12 months), the overall frequencies of malignancies were similar in the ORENCIA- and placebo-treated patients (1.3% and 1.1%, respectively). However, more cases of lung cancer were observed in ORENCIA-treated patients (4, 0.2%) than placebo-treated patients (0). In the cumulative ORENCIA clinical trials (placebo-controlled and uncontrolled, open-label) a total of 8 cases of lung cancer (0.21 cases per 100 patient-years) and 4 lymphomas (0.10 cases per 100 patient-years) were observed in 2688 patients (3827 patient-years). The rate observed for lymphoma is approximately 3.5-fold higher than expected in an age- and gender-matched general population based on the National Cancer Institute's Surveillance, Epidemiology, and End Results Database. Patients with RA, particularly those with highly active disease, are at a higher risk for the development of lymphoma. Other malignancies included skin, breast, bile duct, bladder, cervical, endometrial, lymphoma, melanoma, myelodysplastic syndrome, ovarian, prostate, renal, thyroid, and uterine cancers [see *Warnings and Precautions* (5.6)]. The potential role of ORENCIA in the development of malignancies in humans is unknown.

Infusion-Related Reactions and Hypersensitivity Reactions

Acute infusion-related events (adverse reactions occurring within 1 hour of the start of the infusion) in Studies III, IV, and V [see *Clinical Studies* (14.1)] were more common in the ORENCIA-treated patients than the placebo patients (9% for ORENCIA, 6% for placebo). The most frequently reported events (1%-2%) were dizziness, headache, and hypertension.

Acute infusion-related events that were reported in >0.1% and ≤1% of patients treated with ORENCIA included cardiopulmonary symptoms, such as hypotension, increased blood pressure, and dyspnea; other symptoms included nausea, flushing, urticaria, cough, hypersensitivity, pruritus, rash, and wheezing. Most of these reactions were mild (68%) to moderate (28%). Fewer than 1% of ORENCIA-treated patients discontinued due to an acute infusion-related event. In controlled trials, 6 ORENCIA-treated patients compared to 2 placebo-treated patients discontinued study treatment due to acute infusion-related events.

In clinical trials of 2688 adult RA patients treated with intravenous ORENCIA, there were two cases (<0.1%) of anaphylaxis or anaphylactoid reactions. Other reactions potentially associated with drug hypersensitivity, such as hypotension, urticaria, and dyspnea, each occurred in less than 0.9% of ORENCIA-treated patients and generally occurred within 24 hours of ORENCIA infusion. Appropriate medical support measures for the treatment of hypersensitivity reactions should be available for immediate use in the event of a reaction [see *Warnings and Precautions* (5.2)].

Adverse Reactions in Patients with COPD

In Study V [see *Clinical Studies* (14.1)], there were 37 patients with chronic obstructive pulmonary disease (COPD) who were treated with ORENCIA and 17 COPD patients who were treated with placebo. The COPD patients treated with ORENCIA developed adverse events more frequently than those treated with placebo (97% vs 88%, respectively). Respiratory disorders occurred more frequently in ORENCIA-treated patients compared to placebo-treated patients (43% vs 24%, respectively) including COPD exacerbation, cough, rhonchi, and dyspnea. A greater percentage of ORENCIA-treated patients developed a serious adverse event compared to placebo-treated patients (27% vs 6%), including COPD exacerbation (3 of 37 patients [8%]) and pneumonia (1 of 37 patients [3%]) [see *Warnings and Precautions* (5.5)].

Other Adverse Reactions

Adverse events occurring in 3% or more of patients and at least 1% more frequently in ORENCIA-treated patients during placebo-controlled RA studies are summarized in Table 3.

Table 3: Adverse Events Occurring in 3% or More of Patients and at Least 1% More Frequently in ORENCIA-Treated Patients During Placebo-Controlled RA Studies

Adverse Event (Preferred Term)	ORENCIA (n=1955) ^a Percentage	Placebo (n=989) ^b Percentage
Headache	18	13
Nasopharyngitis	12	9
Dizziness	9	7
Cough	8	7
Back pain	7	6
Hypertension	7	4

(Continued)

Table 3: Adverse Events Occurring in 3% or More of Patients and at Least 1% More Frequently in ORENCIA-Treated Patients During Placebo-Controlled RA Studies

Adverse Event (Preferred Term)	ORENCIA (n=1955) ^a Percentage	Placebo (n=989) ^b Percentage
Dyspepsia	6	4
Urinary tract infection	6	5
Rash	4	3
Pain in extremity	3	2

^a Includes 204 patients on concomitant biologic DMARDs (adalimumab, anakinra, etanercept, or infliximab).

^b Includes 134 patients on concomitant biologic DMARDs (adalimumab, anakinra, etanercept, or infliximab).

Immunogenicity

Antibodies directed against the entire abatacept molecule or to the CTLA-4 portion of abatacept were assessed by ELISA assays in RA patients for up to 2 years following repeated treatment with ORENCIA. Thirty-four of 1993 (1.7%) patients developed binding antibodies to the entire abatacept molecule or to the CTLA-4 portion of abatacept. Because trough levels of abatacept can interfere with assay results, a subset analysis was performed. In this analysis it was observed that 9 of 154 (5.8%) patients that had discontinued treatment with ORENCIA for over 56 days developed antibodies.

Samples with confirmed binding activity to CTLA-4 were assessed for the presence of neutralizing antibodies in a cell-based luciferase reporter assay. Six of 9 (67%) evaluable patients were shown to possess neutralizing antibodies. However, the development of neutralizing antibodies may be underreported due to lack of assay sensitivity.

No correlation of antibody development to clinical response or adverse events was observed.

The data reflect the percentage of patients whose test results were positive for antibodies to abatacept in specific assays. The observed incidence of antibody (including neutralizing antibody) positivity in an assay is highly dependent on several factors, including assay sensitivity and specificity, assay methodology, sample handling, timing of sample collection, concomitant medication, and underlying disease. For these reasons, comparison of the incidence of antibodies to abatacept with the incidence of antibodies to other products may be misleading.

Clinical Experience in Methotrexate-Naïve Patients

Study VI was an active-controlled clinical trial in methotrexate-naïve patients [see *Clinical Studies* (14.1)]. The safety experience in these patients was consistent with Studies I-V.

6.2 Clinical Studies Experience in Adult RA Patients Treated with Subcutaneous ORENCIA

Study SC-1 was a randomized, double-blind, double-dummy, non-inferiority study that compared the efficacy and safety of abatacept administered subcutaneously (SC) and intravenously (IV) in 1457 subjects with rheumatoid arthritis, receiving background methotrexate, and experiencing an inadequate response to methotrexate (MTX-IR) [see *Clinical Studies* (14.1)]. The safety experience and immunogenicity for ORENCIA administered subcutaneously was consistent with intravenous Studies I-VI. Due to the route of administration, injection site reactions and immunogenicity were evaluated in Study SC-1 and two other smaller studies discussed in the sections below.

Injection Site Reactions in Adult RA Patients Treated with Subcutaneous ORENCIA

Study SC-1 compared the safety of abatacept including injection site reactions following subcutaneous or intravenous administration. The overall frequency of injection site reactions was 2.6% (19/736) and 2.5% (18/721) for the subcutaneous abatacept group and the intravenous abatacept group (subcutaneous placebo), respectively. All these injection site reactions (including hematoma, pruritus, and erythema) were mild (83%) to moderate (17%) in severity, and none necessitated drug discontinuation.

Immunogenicity in Adult RA Patients Treated with Subcutaneous ORENCIA

Study SC-1 compared the immunogenicity to abatacept following subcutaneous or intravenous administration. The overall immunogenicity frequency to abatacept was 1.1% (8/725) and 2.3% (16/710) for the subcutaneous and intravenous groups, respectively. The rate is consistent with previous experience, and there was no correlation of immunogenicity with effects on pharmacokinetics, safety, or efficacy.

Immunogenicity and Safety of Subcutaneous ORENCIA Administration as Monotherapy without an Intravenous Loading Dose

Study SC-2 was conducted to determine the effect of monotherapy use of ORENCIA on immunogenicity following subcutaneous administration without an intravenous load in 100 RA patients, who had not previously received abatacept or other CTLA4lg, who received either subcutaneous ORENCIA plus methotrexate (n=51) or subcutaneous ORENCIA monotherapy (n=49). No patients in either group developed anti-product antibodies after 4 months of treatment. The safety observed in this study was consistent with that observed in the other subcutaneous studies.

Immunogenicity and Safety of Subcutaneous ORENCIA upon Withdrawal (Three Months) and Restart of Treatment

Study SC-3 in the subcutaneous program was conducted to investigate the effect of withdrawal (three months) and restart of ORENCIA subcutaneous treatment on immunogenicity in RA patients treated concomitantly with methotrexate. One hundred sixty-seven patients were enrolled in the first 3-month treatment period and responders (n=120) were randomized to either subcutaneous ORENCIA or placebo for the second 3-month period (withdrawal period). Patients from this period then received open-label ORENCIA treatment in the final 3-month period of the study (period 3). At the end of the withdrawal period, 0/38 patients who continued to receive subcutaneous ORENCIA developed anti-product antibodies compared to 7/73 (9.6%) of patients who had subcutaneous ORENCIA withdrawn during this period. Half of the patients receiving subcutaneous placebo during the withdrawal period received a single intravenous infusion of ORENCIA at the start of period 3 and half received intravenous placebo. At the end of period 3, when all patients again received subcutaneous ORENCIA, the immunogenicity rates were 1/38 (2.6%) in the group receiving subcutaneous ORENCIA throughout, and 2/73 (2.7%) in the group that had received placebo during the withdrawal period. Upon reinitiating therapy, there were no injection reactions and no differences in response to therapy in patients who were withdrawn from subcutaneous therapy for up to 3 months relative to those who remained on subcutaneous therapy, whether therapy was reintroduced with or without an intravenous loading dose. The safety observed in this study was consistent with that observed in the other studies.

6.3 Clinical Studies Experience in Juvenile Idiopathic Arthritis Patients Treated with Intravenous ORENCIA

In general, the adverse events in pediatric patients were similar in frequency and type to those seen in adult patients [see *Warnings and Precautions* (5), *Adverse Reactions* (6)].

Study JIA-1 was a three-part study including an open-label extension that assessed the safety and efficacy of intravenous ORENCIA in 190 pediatric patients, 6 to 17 years of age, with polyarticular juvenile idiopathic arthritis. Overall frequency of adverse events in the 4-month, lead-in, open-label period of the study was 70%; infections occurred at a frequency of 36% [see *Clinical Studies* (14.2)]. The most common infections were upper respiratory tract infection and nasopharyngitis. The infections resolved without sequelae, and the types of infections were consistent with those commonly seen in outpatient pediatric populations. Other events that occurred at a prevalence of at least 5% were headache, nausea, diarrhea, cough, pyrexia, and abdominal pain.

A total of 6 serious adverse events (acute lymphocytic leukemia, ovarian cyst, varicella infection, disease flare [2], and joint wear) were reported during the initial 4 months of treatment with ORENCIA.

Of the 190 patients with juvenile idiopathic arthritis treated with ORENCIA in clinical trials, there was one case of a hypersensitivity reaction (0.5%). During Periods A, B, and C, acute infusion-related reactions occurred at a frequency of 4%, 2%, and 3%, respectively, and were consistent with the types of events reported in adults.

Upon continued treatment in the open-label extension period, the types of adverse events were similar in frequency and type to those seen in adult patients, except for a single patient diagnosed with multiple sclerosis while on open-label treatment.

Immunogenicity

Antibodies directed against the entire abatacept molecule or to the CTLA-4 portion of abatacept were assessed by ELISA assays in patients with juvenile idiopathic arthritis following repeated treatment with ORENCIA throughout the open-label period. For patients who were withdrawn from therapy for up to 6 months during the double-blind period, the rate of antibody formation to the CTLA-4 portion of the molecule was 41% (22/54), while for those who remained on therapy the rate was 13% (7/54). Twenty of these patients had samples that could be tested for antibodies with neutralizing activity; of these, 8 (40%) patients were shown to possess neutralizing antibodies.

The presence of antibodies was generally transient and titers were low. The presence of antibodies was not associated with adverse events, changes in efficacy, or an effect on serum concentrations of abatacept. For patients who were withdrawn from ORENCIA during the double-blind period for up to 6 months, no serious acute infusion-related events were observed upon re-initiation of ORENCIA therapy.

6.4 Clinical Studies Experience in Juvenile Idiopathic Arthritis Patients Treated with Subcutaneous ORENCIA

Study JIA-2 was an open-label study with a 4-month short-term period and a long-term extension period that assessed the pharmacokinetics (PK), safety, and efficacy of subcutaneous ORENCIA in 205 pediatric patients, 2 to 17 years of age with juvenile idiopathic arthritis. The safety experience and immunogenicity for ORENCIA administered subcutaneously were consistent with the intravenous Study JIA-1.

There were no reported cases of hypersensitivity reactions. Local injection-site reactions occurred at a frequency of 4.4%.

6.5 Clinical Studies Experience in Adult PsA Patients

The safety of ORENCIA was evaluated in 594 patients with psoriatic arthritis (341 patients on ORENCIA and 253 patients on placebo), in two randomized, double-blind, placebo-controlled trials. Of the 341 patients who received ORENCIA, 128 patients received intravenous ORENCIA (PsA-I) and 213 patients received subcutaneous ORENCIA (PsA-II). The safety profile was comparable between studies PsA-I and PsA-II and consistent with the safety profile in rheumatoid arthritis [see *Warnings and Precautions* (5), *Adverse Reactions* (6.1, 6.2)].

6.6 Postmarketing Experience

Adverse reactions have been reported during the postapproval use of ORENCIA. Because these reactions are reported voluntarily from a population of uncertain size, it is not always possible to reliably estimate their frequency or establish a causal relationship to ORENCIA. Based on the postmarketing experience in adult RA patients, the following adverse reaction has been identified during postapproval use with ORENCIA.

- Vasculitis (including cutaneous vasculitis and leukocytoclastic vasculitis)
- New or worsening psoriasis

7 DRUG INTERACTIONS

7.1 TNF Antagonists

Concurrent administration of a TNF antagonist with ORENCIA has been associated with an increased risk of serious infections and no significant additional efficacy over use of the TNF antagonists alone. Concurrent therapy with ORENCIA and TNF antagonists is not recommended [see *Warnings and Precautions* (5.1)].

7.2 Other Biologic RA Therapy

There is insufficient experience to assess the safety and efficacy of ORENCIA administered concurrently with other biologic RA therapy, such as anakinra, and therefore such use is not recommended.

7.3 Blood Glucose Testing

Parenteral drug products containing maltose can interfere with the readings of blood glucose monitors that use test strips with glucose dehydrogenase pyroloquinoline quinone (GDH-PQQ). The GDH-PQQ based glucose monitoring systems may react with the maltose present in ORENCIA for intravenous administration, resulting in falsely elevated blood glucose readings on the day of infusion. When receiving ORENCIA through intravenous administration, patients that require blood glucose monitoring should be advised to consider methods that do not react with maltose, such as those based on glucose dehydrogenase nicotinic adenine dinucleotide (GDH-NAD), glucose oxidase, or glucose hexokinase test methods.

ORENCIA for subcutaneous administration does not contain maltose; therefore, patients do not need to alter their glucose monitoring.

8 USE IN SPECIFIC POPULATIONS

8.1 Pregnancy

Pregnancy Exposure Registry

There is a pregnancy exposure registry that monitors pregnancy outcomes in women exposed to ORENCIA during pregnancy. Healthcare professionals are encouraged to register patients and pregnant women are encouraged to enroll themselves by calling 1-877-311-8972.

Risk Summary

The data with ORENCIA use in pregnant women are insufficient to inform on drug-associated risk. In reproductive toxicology studies in rats and rabbits, no fetal malformations were observed with intravenous administration of ORENCIA during organogenesis at doses that produced exposures approximately 29 times the exposure at the maximum recommended human dose (MRHD) of 10 mg/kg/month on an AUC basis. However, in a pre- and postnatal development study in rats, ORENCIA altered immune function in female rats at 11 times the MRHD on an AUC basis.

Data

Human Data

There are no adequate and well-controlled studies of ORENCIA use in pregnant women. The data with ORENCIA use in pregnant women are insufficient to inform on drug-associated risk.

Animal Data

Intravenous administration of abatacept during organogenesis to mice (10, 55, or 300 mg/kg/day), rats (10, 45, or 200 mg/kg/day), and rabbits (10, 45, or 200 mg/kg every 3 days) produced exposures in rats and rabbits that were approximately 29 times the MRHD on an AUC basis (at maternal doses of 200 mg/kg/day in rats and rabbits), and no embryotoxicity or fetal malformations were observed in any species.

In a study of pre- and postnatal development in rats (10, 45, or 200 mg/kg every 3 days from gestation day 6 through lactation day 21), alterations in immune function in female offspring, consisting of a 9-fold increase in T-cell-dependent antibody response relative to controls on postnatal day (PND) 56 and thyroiditis in a single female pup on PND 112, occurred at approximately 11 times the MRHD on an AUC basis (at a maternal dose of 200 mg/kg). No adverse effects were observed at approximately 3 times the MRHD (a maternal dose of 45 mg/kg). It is not known if immunologic perturbations in rats are relevant indicators of a risk for development of autoimmune diseases in humans exposed *in utero* to abatacept. Exposure to abatacept in the juvenile rat, which may be more representative of the fetal immune system state in the human, resulted in immune system abnormalities including inflammation of the thyroid and pancreas [see *Nonclinical Toxicology* (13.2)].

8.2 Lactation

Risk Summary

There is no information regarding the presence of abatacept in human milk, the effects on the breastfed infant, or the effects on milk production. However, abatacept was present in the milk of lactating rats dosed with abatacept.

8.4 Pediatric Use

In Study JIA-1, ORENCIA with intravenous administration was shown to reduce signs and symptoms of active polyarticular JIA in patients 6 to 17 years of age [see *Clinical Studies (14.2)*]. ORENCIA with intravenous administration has not been studied in patients younger than 6 years of age.

In Study JIA-2, the PK and safety of ORENCIA prefilled syringe for subcutaneous injection have been studied in patients 2 to 17 years of age. The efficacy of ORENCIA for subcutaneous injection in children 2 to 17 years of age is based on pharmacokinetic exposure and extrapolation of established efficacy of intravenous ORENCIA in polyarticular JIA patients and subcutaneous ORENCIA in patients with RA [see *Clinical Pharmacology (12.3)* and *Clinical Studies (14.2)*]. The safety and immunogenicity of ORENCIA for subcutaneous injection in children 2 to 17 years of age were assessed descriptively [see *Adverse Reactions (6.4)*]. ORENCIA may be used as monotherapy or concomitantly with methotrexate.

The safety and efficacy of ORENCIA ClickJect autoinjector for subcutaneous injection have not been studied in patients under 18 years of age.

Studies in juvenile rats exposed to ORENCIA prior to immune system maturity have shown immune system abnormalities including an increase in the incidence of infections leading to death as well as inflammation of the thyroid and pancreas [see *Nonclinical Toxicology (13.2)*]. Studies in adult mice and monkeys have not demonstrated similar findings. As the immune system of the rat is undeveloped in the first few weeks after birth, the relevance of these results to humans is unknown.

The safety and efficacy of ORENCIA in pediatric patients for uses other than juvenile idiopathic arthritis have not been established.

It is unknown if abatacept can cross the placenta into the fetus when the woman is treated with abatacept during pregnancy. Since abatacept is an immunomodulatory agent, the safety of administering live vaccines in infants exposed *in utero* to abatacept is unknown. Risk and benefits should be considered prior to vaccinating such infants.

8.5 Geriatric Use

A total of 323 patients 65 years of age and older, including 53 patients 75 years and older, received ORENCIA in clinical studies. No overall differences in safety or effectiveness were observed between these patients and younger patients, but these numbers are too low to rule out differences. The frequency of serious infection and malignancy among ORENCIA-treated patients over age 65 was higher than for those under age 65. Because there is a higher incidence of infections and malignancies in the elderly population in general, caution should be used when treating the elderly.

10 OVERDOSAGE

Doses up to 50 mg/kg have been administered intravenously without apparent toxic effect. In case of overdosage, it is recommended that the patient be monitored for any signs or symptoms of adverse reactions and appropriate symptomatic treatment instituted.

11 DESCRIPTION

ORENCIA® (abatacept) is a selective T cell costimulation modulator. ORENCIA is a soluble fusion protein that consists of the extracellular domain of human cytotoxic T-lymphocyte-associated antigen 4 (CTLA-4) linked to the modified Fc (hinge, CH2, and CH3 domains) portion of human immunoglobulin G1 (IgG1). Abatacept is produced by recombinant DNA technology in a mammalian cell expression system. The apparent molecular weight of abatacept is 92 kilodaltons.

ORENCIA for Injection is a lyophilized powder for intravenous infusion. ORENCIA for Injection is supplied as a sterile, white, preservative-free, lyophilized powder for reconstitution and dilution prior to intravenous administration. Following reconstitution of the lyophilized powder with 10 mL of Sterile Water for Injection, USP, the solution of ORENCIA is clear, colorless to pale yellow, with a pH range of 7.2 to 7.8. Each single-use vial of ORENCIA for Injection provides 250 mg abatacept, maltose (500 mg), monobasic sodium phosphate (17.2 mg), and sodium chloride (14.6 mg) for administration.

ORENCIA Injection is a sterile, preservative-free, clear to slightly opalescent, colorless to pale-yellow solution with a pH range of 6.8 to 7.4 for subcutaneous administration. ORENCIA Injection is supplied as a single-dose prefilled syringe or as a single-dose ClickJect autoinjector (see Table 4).

Table 4: Contents of ORENCIA Subcutaneous Injection

Presentation	Active Ingredient Quantity and Label Volume	Inactive Ingredient Content
ORENCIA Injection 50 mg/0.4 mL Prefilled Syringe	50 mg of abatacept in 0.4 mL of solution	dibasic sodium phosphate anhydrous (0.335 mg) monobasic sodium phosphate monohydrate (0.114 mg) poloxamer 188 (3.2 mg) sucrose (68 mg) qs to 0.4 mL water for injection
ORENCIA Injection 87.5 mg/0.7 mL Prefilled Syringe	87.5 mg of abatacept in 0.7 mL of solution	dibasic sodium phosphate anhydrous (0.587 mg) monobasic sodium phosphate monohydrate (0.200 mg) poloxamer 188 (5.6 mg) sucrose (119 mg) qs to 0.7 mL water for injection
ORENCIA Injection 125 mg/mL Prefilled Syringe and ClickJect Autoinjector	125 mg of abatacept in 1 mL of solution	dibasic sodium phosphate anhydrous (0.838 mg) monobasic sodium phosphate monohydrate (0.286 mg) poloxamer 188 (8 mg) sucrose (170 mg) qs to 1.0 mL water for injection

Unlike the lyophilized formulation for intravenous use, the ORENCIA solutions for subcutaneous administration contain no maltose.

12 CLINICAL PHARMACOLOGY

12.1 Mechanism of Action

Abatacept, a selective costimulation modulator, inhibits T cell (T lymphocyte) activation by binding to CD80 and CD86, thereby blocking interaction with CD28. This interaction provides a costimulatory signal necessary for full activation of T lymphocytes. Activated T lymphocytes are implicated in the pathogenesis of RA and PsA and are found in the synovium of patients with RA and PsA.

In vitro, abatacept decreases T cell proliferation and inhibits the production of the cytokines TNF alpha (TNFα), interferon-γ, and interleukin-2. In a rat collagen-induced arthritis model, abatacept suppresses inflammation, decreases anti-collagen antibody production, and reduces antigen specific production of interferon-γ. The relationship of these biological response markers to the mechanisms by which ORENCIA exerts its clinical effects is unknown.

12.2 Pharmacodynamics

In clinical trials with ORENCIA at doses approximating 10 mg/kg, decreases were observed in serum levels of soluble interleukin-2 receptor (sIL-2R), interleukin-6 (IL-6), rheumatoid factor (RF), C-reactive protein (CRP), matrix metalloproteinase-3 (MMP3), and TNFα. The relationship of these biological response markers to the mechanisms by which ORENCIA exerts its clinical effects is unknown.

12.3 Pharmacokinetics

Healthy Adults and Adult RA - Intravenous Administration

The pharmacokinetics of abatacept were studied in healthy adult subjects after a single 10 mg/kg intravenous infusion and in RA patients after multiple 10 mg/kg intravenous infusions (see Table 5).

Table 5: Pharmacokinetic Parameters (Mean, Range) in Healthy Subjects and RA Patients After 10 mg/kg Intravenous Infusion(s)

PK Parameter	Healthy Subjects (After 10 mg/kg Single Dose) n=13	RA Patients (After 10 mg/kg Multiple Doses ^a) n=14
Peak Concentration (C _{max}) [mcg/mL]	292 (175-427)	295 (171-398)
Terminal half-life (t _{1/2}) [days]	16.7 (12-23)	13.1 (8-25)
Systemic clearance (CL) [mL/h/kg]	0.23 (0.16-0.30)	0.22 (0.13-0.47)
Volume of distribution (V _{ss}) [L/kg]	0.09 (0.06-0.13)	0.07 (0.02-0.13)

^a Multiple intravenous infusions were administered at days 1, 15, 30, and monthly thereafter.

The pharmacokinetics of abatacept in RA patients and healthy subjects appeared to be comparable. In RA patients, after multiple intravenous infusions, the pharmacokinetics of abatacept showed proportional increases of C_{max} and AUC over the dose range of 2 mg/kg to 10 mg/kg. At 10 mg/kg, serum concentration appeared to reach a steady state by day 60 with a mean (range) trough concentration of 24 mcg/mL (1 to 66 mcg/mL). No systemic accumulation of abatacept occurred upon continued repeated treatment with 10 mg/kg at monthly intervals in RA patients.

Population pharmacokinetic analyses in RA patients revealed that there was a trend toward higher clearance of abatacept with increasing body weight. Age and gender

(when corrected for body weight) did not affect clearance. Concomitant methotrexate, NSAIDs, corticosteroids, and TNF blocking agents did not influence abatacept clearance.

No formal studies were conducted to examine the effects of either renal or hepatic impairment on the pharmacokinetics of abatacept.

Adult RA - Subcutaneous Administration

Abatacept exhibited linear pharmacokinetics following subcutaneous administration. The mean (range) for C_{min} and C_{max} at steady state observed after 85 days of treatment was 32.5 mcg/mL (6.6 to 113.8 mcg/mL) and 48.1 mcg/mL (9.8 to 132.4 mcg/mL), respectively. The bioavailability of abatacept following subcutaneous administration relative to intravenous administration is 78.6%. Mean estimates for systemic clearance (0.28 mL/h/kg), volume of distribution (0.11 L/kg), and terminal half-life (14.3 days) were comparable between subcutaneous and intravenous administration.

Study SC-2 was conducted to determine the effect of monotherapy use of ORENCIA on immunogenicity following subcutaneous administration without an intravenous load. When the intravenous loading dose was not administered, a mean trough concentration of 12.6 mcg/mL was achieved after 2 weeks of dosing.

Consistent with the intravenous data, population pharmacokinetic analyses for subcutaneous abatacept in RA patients revealed that there was a trend toward higher clearance of abatacept with increasing body weight. Age and gender (when corrected for body weight) did not affect apparent clearance. Concomitant medication, such as methotrexate, corticosteroids, and NSAIDs, did not influence abatacept apparent clearance.

Juvenile Idiopathic Arthritis - Intravenous Administration

In Study JIA-1 among patients 6 to 17 years of age, the mean (range) steady state serum peak and trough concentrations of abatacept were 217 mcg/mL (57 to 700 mcg/mL) and 11.9 mcg/mL (0.15 to 44.6 mcg/mL). Population pharmacokinetic analyses of the serum concentration data showed that clearance of abatacept increased with baseline body weight. The estimated mean (range) clearance of abatacept in the juvenile idiopathic arthritis patients was 0.4 mL/h/kg (0.20 to 1.12 mL/h/kg). After accounting for the effect of body weight, the clearance of abatacept was not related to age and gender. Concomitant methotrexate, corticosteroids, and NSAIDs were also shown not to influence abatacept clearance.

Juvenile Idiopathic Arthritis - Subcutaneous Administration

In Study JIA-2 among patients 2 to 17 years of age, steady state of abatacept was achieved by Day 85 following the weekly body-weight-tiered subcutaneous abatacept dosing. Comparable trough concentrations across weight tiers and age groups were achieved by the body-weight-tiered subcutaneous dosing regimen. The mean (range) trough concentration of abatacept at Day 113 was 44.4 mcg/mL (13.4 to 88.1 mcg/mL), 46.6 mcg/mL (22.4 to 97.0 mcg/mL), and 38.5 mcg/mL (9.3 to 73.2 mcg/mL) in pediatric JIA patients weighing 10 to <25 kg, 25 to <50 kg, and ≥50 kg, respectively.

Consistent with the intravenous data, population pharmacokinetic analyses for subcutaneous abatacept in JIA patients revealed that there was a trend toward higher clearance of abatacept with increasing body weight. Age and gender (when corrected for body weight) did not affect apparent clearance. Concomitant medication, such as methotrexate, corticosteroids, and NSAIDs, did not influence abatacept apparent clearance.

Adult Psoriatic Arthritis - Intravenous and Subcutaneous Administration

In Study PsA-I, a dose ranging study, IV abatacept was administered at 3 mg/kg, 10 mg/kg (weight range-based dosing: 500 mg for patients weighing less than 60 kg, 750 mg for patients weighing 60 to 100 kg, and 1000 mg for patients weighing greater than 100 kg), or two doses of 30 mg/kg followed by weight range-based dose of 10 mg/kg. Following monthly IV administration, abatacept showed linear PK over the dose range of 3 mg/kg to 10 mg/kg. At 10 mg/kg, the steady state of abatacept was reached by Day 57 and the geometric mean (CV%) trough concentration (C_{min}) was 24.3 mcg/mL (40.8%) at Day 169. In Study PsA-II following weekly SC administration of abatacept at 125 mg, the steady state of abatacept was reached at Day 57 and the geometric mean (CV%) C_{min} was 25.6 mcg/mL (47.7%) at Day 169.

Consistent with the RA results, population pharmacokinetic analyses for abatacept in psoriatic arthritis patients revealed that there was a trend toward higher clearance (L/h) of abatacept with increasing body weight. In addition, relative to the RA patients with the same body weight, abatacept clearance in psoriatic arthritis patients was approximately 8% lower, resulting in higher abatacept exposures in patients with PsA. This slight difference in exposures, however, is not considered to be clinically meaningful.

13 NONCLINICAL TOXICOLOGY

13.1 Carcinogenesis, Mutagenesis, Impairment of Fertility

In a mouse carcinogenicity study, weekly subcutaneous injections of 20, 65, or 200 mg/kg of abatacept administered for up to 84 weeks in males and 88 weeks in females were associated with increases in the incidence of malignant lymphomas (all doses) and mammary gland tumors (intermediate- and high-dose in females). The mice from this study were infected with murine leukemia virus and mouse mammary tumor virus. These viruses are associated with an increased incidence of lymphomas and mammary gland tumors, respectively, in immunosuppressed mice. The doses used in these studies produced exposures 0.8, 2.0, and 3.0 times higher, respectively, than the exposure associated with the maximum recommended human dose (MRHD) of 10 mg/kg based on AUC (area under the time-concentration curve). The relevance of these findings to the clinical use of ORENCIA is unknown.

In a one-year toxicity study in cynomolgus monkeys, abatacept was administered intravenously once weekly at doses up to 50 mg/kg (producing 9 times the MRHD exposure based on AUC). Abatacept was not associated with any significant drug-related toxicity. Reversible pharmacological effects consisted of minimal transient decreases in serum IgG and minimal to severe lymphoid depletion of germinal centers in the spleen and/or lymph nodes. No evidence of lymphomas or preneoplastic morphologic changes was observed, despite the presence of a virus (lymphocryptovirus) known to cause these lesions in immunosuppressed monkeys within the time frame of this study. The relevance of these findings to the clinical use of ORENCIA is unknown.

No mutagenic potential of abatacept was observed in the *in vitro* bacterial reverse mutation (Ames) or Chinese hamster ovary/hypoxanthine guanine phosphoribosyl-transferase (CHO/HGPRT) forward point mutation assays with or without metabolic activation, and no chromosomal aberrations were observed in human lymphocytes treated with abatacept with or without metabolic activation.

Abatacept had no adverse effects on male or female fertility in rats at doses up to 200 mg/kg every three days (11 times the MRHD exposure based on AUC).

13.2 Animal Toxicology and/or Pharmacology

A juvenile animal study was conducted in rats dosed with abatacept from 4 to 94 days of age in which an increase in the incidence of infections leading to death occurred at all doses compared with controls. Altered T-cell subsets including increased T-helper cells and reduced T-regulatory cells were observed. In addition, inhibition of T-cell-dependent antibody responses (TDAR) was observed. Upon following these animals into adulthood, lymphocytic inflammation of the thyroid and pancreatic islets was observed.

In studies of adult mice and monkeys, inhibition of TDAR was apparent. However, infection and mortality, altered T-helper cells, and inflammation of thyroid and pancreas were not observed.

14 CLINICAL STUDIES

14.1 Adult Rheumatoid Arthritis

The efficacy and safety of ORENCIA for intravenous administration were assessed in six randomized, double-blind, controlled studies (five placebo-controlled and one active-controlled) in patients ≥18 years of age with active RA diagnosed according to American College of Rheumatology (ACR) criteria. Studies I, II, III, IV, and VI required patients to have at least 12 tender and 10 swollen joints at randomization. Study V did not require any specific number of tender or swollen joints. ORENCIA or placebo treatment was given intravenously at weeks 0, 2, and 4 and then every 4 weeks thereafter in intravenous Studies I, II, III, IV, and VI. The safety and efficacy of ORENCIA for subcutaneous administration were assessed in Study SC-1, which was a randomized, double-blind, double-dummy, non-inferiority study that compared abatacept administered subcutaneously and intravenously in 1457 subjects with rheumatoid arthritis (RA), receiving background methotrexate (MTX), and experiencing an inadequate response to methotrexate (MTX-IR).

Study I evaluated ORENCIA as monotherapy in 122 patients with active RA who had failed at least one non-biologic DMARD or etanercept. In Study II and Study III, the efficacy and safety of ORENCIA were assessed in patients with an inadequate response to methotrexate and who were continued on their stable dose of methotrexate. In Study IV, the efficacy and safety of ORENCIA were assessed in patients with an inadequate response to a TNF blocking agent, with the TNF blocking agent discontinued prior to randomization; other DMARDs were permitted. Study V primarily assessed safety in patients with active RA requiring additional intervention in spite of current therapy with DMARDs; all DMARDs used at enrollment were continued. Patients in Study V were not excluded for comorbid medical conditions. In Study VI, the efficacy and safety of ORENCIA were assessed in methotrexate-naïve patients with RA of less than 2 years disease duration. In Study VI, patients previously naïve to methotrexate were randomized to receive ORENCIA plus methotrexate or methotrexate plus placebo. In Study SC-1, the goal was to demonstrate the efficacy and safety of ORENCIA subcutaneous relative to ORENCIA intravenous administration in subjects with moderate to severely active RA and experiencing inadequate response to methotrexate, using a non-inferiority study design.

Study I patients were randomized to receive one of three doses of ORENCIA (0.5, 2, or 10 mg/kg) or placebo ending at week 8. Study II patients were randomized to receive ORENCIA 2 or 10 mg/kg or placebo for 12 months. Study III, IV, V, and VI patients were randomized to receive a dose of ORENCIA based on weight range or placebo for 12 months (Studies III, V, and VI) or 6 months (Study IV). The dose of ORENCIA was 500 mg for patients weighing less than 60 kg, 750 mg for patients weighing 60 to 100 kg, and 1000 mg for patients weighing greater than 100 kg. In Study SC-1, patients were randomized with stratification by body weight (<60 kg, 60 to 100 kg, >100 kg) to receive ORENCIA 125 mg subcutaneous injections weekly, after a single intravenous loading dose of ORENCIA based on body weight or ORENCIA intravenously on Days 1, 15, 29, and every four weeks thereafter. Subjects continued taking their current dose of methotrexate from the day of randomization.

Clinical Response

The percent of ORENCIA-treated patients achieving ACR 20, 50, and 70 responses and major clinical response in Studies I, III, IV, and VI are shown in Table 6. ORENCIA-treated patients had higher ACR 20, 50, and 70 response rates at 6 months compared to placebo-treated patients. Month 6 ACR response rates in Study II for the 10 mg/kg group were similar to the ORENCIA group in Study III.

In Studies III and IV, improvement in the ACR 20 response rate versus placebo was observed within 15 days in some patients and within 29 days versus methotrexate in Study VI. In Studies II, III, and VI, ACR response rates were maintained to 12 months in ORENCIA-treated patients. ACR responses were maintained up to three years in the open-label extension of Study II. In Study III, ORENCIA-treated patients experienced greater improvement than placebo-treated patients in morning stiffness.

In Study VI, a greater proportion of patients treated with ORENCIA plus methotrexate achieved a low level of disease activity as measured by a DAS28-CRP less than 2.6 at 12 months compared to those treated with methotrexate plus placebo (Table 6). Of patients treated with ORENCIA plus methotrexate who achieved DAS28-CRP less than 2.6, 54% had no active joints, 17% had one active joint, 7% had two active joints, and 22% had three or more active joints, where an active joint was a joint that was rated as tender or swollen or both.

In Study SC-1, the main outcome measure was ACR 20 at 6 months. The pre-specified non-inferiority margin was a treatment difference of -7.5%. As shown in Table 6, the study demonstrated non-inferiority of ORENCIA administered subcutaneously to intravenous infusions of ORENCIA with respect to ACR 20 responses up to 6 months of treatment. ACR 50 and 70 responses are also shown in Table 6. No major differences in ACR responses were observed between intravenous and subcutaneous treatment groups in subgroups based on weight categories (less than 60 kg, 60 to 100 kg, and more than 100 kg; data not shown).

Table 6: Clinical Responses in Controlled Trials

Response Rate	Percent of Patients									
	Intravenous Administration								Subcutaneous Administration	
	Inadequate Response to DMARDs				Inadequate Response to Methotrexate (MTX)				Inadequate Response to MTX	
	Study I		Study III		Study IV		Study VI		Study SC-1	
	ORN ^a n=32	PBO n=32	ORN ^b +MTX n=424	PBO +MTX n=214	ORN ^b +DMARDs n=256	PBO +DMARDs n=133	ORN ^b +MTX n=256	PBO +MTX n=253	ORN ^c SC +MTX n=693	ORN ^c IV +MTX n=678
ACR 20										
Month 3	53%	31%	62% [‡]	37%	46% [‡]	18%	64% [*]	53%	68%	69%
Month 6	NA	NA	68% [‡]	40%	50% [‡]	20%	75% [†]	62%	76% [§]	76%
Month 12	NA	NA	73% [‡]	40%	NA	NA	76% [‡]	62%	NA	NA
ACR 50										
Month 3	16%	6%	32% [‡]	8%	18% [†]	6%	40% [‡]	23%	33%	39%
Month 6	NA	NA	40% [‡]	17%	20% [‡]	4%	53% [‡]	38%	52%	50%
Month 12	NA	NA	48% [‡]	18%	NA	NA	57% [‡]	42%	NA	NA
ACR 70										
Month 3	6%	0	13% [‡]	3%	6% [*]	1%	19% [†]	10%	13%	16%
Month 6	NA	NA	20% [‡]	7%	10% [†]	2%	32% [†]	20%	26%	25%
Month 12	NA	NA	29% [‡]	6%	NA	NA	43% [‡]	27%	NA	NA
Major Clinical Response^c	NA	NA	14% [‡]	2%	NA	NA	27% [‡]	12%	NA	NA
DAS28-CRP <2.6^d										
Month 12	NA	NA	NA	NA	NA	NA	41% [‡]	23%	NA	NA

* p<0.05, ORENCIA (ORN) vs placebo (PBO) or MTX.

† p<0.01, ORENCIA vs placebo or MTX.

‡ p<0.001, ORENCIA vs placebo or MTX.

§ 95% CI: -4.2, 4.8 (based on prespecified margin for non-inferiority of -7.5%).

^a 10 mg/kg.

^b Dosing based on weight range [see *Dosage and Administration* (2.1)].

^c Major clinical response is defined as achieving an ACR 70 response for a continuous 6-month period.

^d Refer to text for additional description of remaining joint activity.

^e Per protocol data is presented in table. For ITT; n=736, 721 for SC and IV ORENCIA, respectively.

The results of the components of the ACR response criteria for Studies III, IV, and SC-1 are shown in Table 7 (results at Baseline [BL] and 6 months [6 M]). In ORENCIA-treated patients, greater improvement was seen in all ACR response criteria components through 6 and 12 months than in placebo-treated patients.

Table 7: Components of ACR Responses at 6 Months

Component (median)	Intravenous Administration				Subcutaneous Administration			
	Inadequate Response to Methotrexate (MTX)		Inadequate Response to TNF Blocking Agent		Inadequate Response to MTX			
	Study III		Study IV		Study SC-1 ^c			
	ORN +MTX n=424	PBO +MTX n=214	ORN +DMARDs n=256	PBO +DMARDs n=133	ORN SC +MTX n=693	ORN IV +MTX n=678		
Number of tender joints (0-68)	28 7 [‡]	31 14	30 13 [‡]	31 24	27 5	27 6		
Number of swollen joints (0-66)	19 5 [‡]	20 11	21 10 [‡]	20 14	18 4	18 3		
Pain ^a	67 27 [‡]	70 50	73 43 [‡]	74 64	71 25	70 28		
Patient global assessment ^a	66 29 [‡]	64 48	71 44 [‡]	73 63	70 26	68 27		
Disability index ^b	1.75 1.13 [‡]	1.75 1.38	1.88 1.38 [‡]	2.00 1.75	1.88 1.00	1.75 1.00		
Physician global assessment ^a	69 21 [‡]	68 40	71 32 [‡]	69 54	65 16	65 15		
CRP (mg/dL)	2.2 0.9 [‡]	2.1 1.8	3.4 1.3 [‡]	2.8 2.3	1.6 0.7	1.8 0.7		

[†] p<0.01, ORENCIA (ORN) vs placebo (PBO), based on mean percent change from baseline.

[‡] p<0.001, ORENCIA vs placebo, based on mean percent change from baseline.

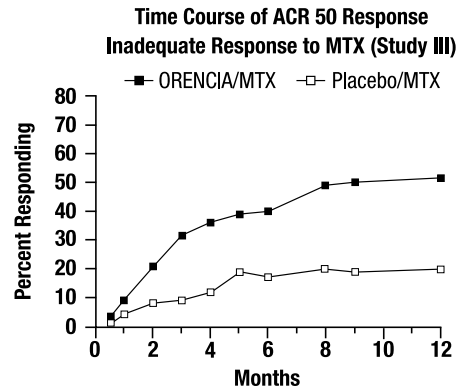
^a Visual analog scale: 0 = best, 100 = worst.

^b Health Assessment Questionnaire: 0 = best, 3 = worst; 20 questions; 8 categories: dressing and grooming, arising, eating, walking, hygiene, reach, grip, and activities.

^c SC-1 is a non-inferiority study. Per protocol data is presented in table.

The percent of patients achieving the ACR 50 response for Study III by visit is shown in Figure 1. The time course for the ORENCIA group in Study VI was similar to that in Study III.

Figure 1: Percent of Patients Achieving ACR 50 Response by Visit* (Study III)



*The same patients may not have responded at each time point.

The percent of patients achieving the ACR 50 response for Study SC-1 in the ORENCIA subcutaneous (SC) and intravenous (IV) treatment arms at each treatment visit was as follows: Day 15—SC 3%, IV 5%; Day 29—SC 11%, IV 14%; Day 57—SC 24%, IV 30%; Day 85—SC 33%, IV 38%; Day 113—SC 39%, IV 41%; Day 141—SC 46%, IV 47%; Day 169—SC 51%, IV 50%.

Radiographic Response

In Study III and Study VI, structural joint damage was assessed radiographically and expressed as change from baseline in the Genant-modified Total Sharp Score (TSS) and its components, the Erosion Score (ES) and Joint Space Narrowing (JSN) score. ORENCIA/methotrexate slowed the progression of structural damage compared to placebo/methotrexate after 12 months of treatment as shown in Table 8.

Table 8: Mean Radiographic Changes in Study III^a and Study VI^b

Parameter	ORENCIA/MTX	Placebo/MTX	Differences	P-value ^d
Study III				
First Year				
TSS	1.07	2.43	1.36	<0.01
ES	0.61	1.47	0.86	<0.01
JSN score	0.46	0.97	0.51	<0.01

(Continued)

Table 8: Mean Radiographic Changes in Study III^a and Study VI^b
(Continued)

Parameter	ORENCIA/MTX	Placebo/MTX	Differences	P-value ^d
Study III				
Second Year				
TSS	0.48	0.74 ^c	—	—
ES	0.23	0.22 ^c	—	—
JSN score	0.25	0.51 ^c	—	—
Study VI				
First Year				
TSS	0.6	1.1	0.5	0.04

^a Patients with an inadequate response to MTX.^b MTX-naïve patients.^c Patients received 1 year of placebo/MTX followed by 1 year of ORENCIA/MTX.^d Based on a nonparametric ANCOVA model.

In the open-label extension of Study III, 75% of patients initially randomized to ORENCIA/methotrexate and 65% of patients initially randomized to placebo/methotrexate were evaluated radiographically at Year 2. As shown in Table 8, progression of structural damage in ORENCIA/methotrexate-treated patients was further reduced in the second year of treatment.

Following 2 years of treatment with ORENCIA/methotrexate, 51% of patients had no progression of structural damage as defined by a change in the TSS of zero or less compared with baseline. Fifty-six percent (56%) of ORENCIA/methotrexate-treated patients had no progression during the first year compared to 45% of placebo/methotrexate-treated patients. In their second year of treatment with ORENCIA/methotrexate, more patients had no progression than in the first year (65% vs 56%).

Physical Function Response and Health-Related Outcomes

Improvement in physical function was measured by the Health Assessment Questionnaire Disability Index (HAQ-DI). In the HAQ-DI, ORENCIA demonstrated greater improvement from baseline versus placebo in Studies II-V and versus methotrexate in Study VI. In Study SC-1, improvement from baseline as measured by HAQ-DI at 6 months and over time was similar between subcutaneous and intravenous administration. The results from Studies II and III are shown in Table 9. Similar results were observed in Study V compared to placebo and in Study VI compared to methotrexate. During the open-label period of Study II, the improvement in physical function has been maintained for up to 3 years.

Table 9: Mean Improvement from Baseline in Health Assessment Questionnaire Disability Index (HAQ-DI)

	Inadequate Response to Methotrexate			
	Study II		Study III	
	ORENCIA ^a +MTX (n=115)	Placebo +MTX (n=119)	ORENCIA ^b +MTX (n=422)	Placebo +MTX (n=212)
HAQ Disability Index				
Baseline (Mean)	0.98 ^c	0.97 ^c	1.69 ^d	1.69 ^d
Mean Improvement Year 1	0.40 ^{c,***}	0.15 ^c	0.66 ^{d,***}	0.37 ^d

*** p<0.001, ORENCIA vs placebo.

^a 10 mg/kg.^b Dosing based on weight range [see *Dosage and Administration* (2.1)].^c Modified Health Assessment Questionnaire: 0 = best, 3 = worst; 8 questions; 8 categories: dressing and grooming, arising, eating, walking, hygiene, reach, grip, and activities.^d Health Assessment Questionnaire: 0 = best, 3 = worst; 20 questions; 8 categories: dressing and grooming, arising, eating, walking, hygiene, reach, grip, and activities.

Health-related quality of life was assessed by the SF-36 questionnaire at 6 months in Studies II, III, and IV and at 12 months in Studies II and III. In these studies, improvement was observed in the ORENCIA group as compared with the placebo group in all 8 domains of the SF-36 as well as the Physical Component Summary (PCS) and the Mental Component Summary (MCS).

14.2 Juvenile Idiopathic Arthritis

Juvenile Idiopathic Arthritis - Intravenous Administration

The safety and efficacy of ORENCIA with intravenous administration were assessed in Study JIA-1, a three-part study including an open-label extension in children with polyarticular juvenile idiopathic arthritis (JIA). Patients 6 to 17 years of age (n=190) with moderately to severely active polyarticular JIA who had an inadequate response to one or more DMARDs, such as methotrexate or TNF antagonists, were treated. Patients had a disease duration of approximately 4 years with moderately to severely active disease at study entry, as determined by baseline counts of active joints (mean, 16) and joints with loss of motion (mean, 16); patients had elevated C-reactive protein (CRP) levels (mean, 3.2 mg/dL) and ESR (mean, 32 mm/h). The patients enrolled had subtypes of JIA that at disease onset included Oligoarticular (16%), Polyarticular (64%; 20% were rheumatoid factor positive), and Systemic (20%). At study entry, 74% of patients were receiving methotrexate (mean dose, 13.2 mg/m² per week) and remained on a stable dose of methotrexate (those not receiving methotrexate did not initiate methotrexate treatment during the study).

In Period A (open-label, lead-in), patients received 10 mg/kg (maximum 1000 mg per dose) intravenously on days 1, 15, 29, and monthly thereafter. Response was assessed utilizing the ACR Pediatric 30 definition of improvement, defined as ≥30% improvement in at least 3 of the 6 JIA core set variables and ≥30% worsening in not more than 1 of the 6 JIA core set variables. Patients demonstrating an ACR Pedi 30 response at the end of Period A were randomized into the double-blind phase (Period B) and received either ORENCIA or placebo for 6 months or until disease flare. Disease flare was defined as a ≥30% worsening in at least 3 of the 6 JIA core set variables with ≥30% improvement in not more than 1 of the 6 JIA core set variables; ≥2 cm of worsening of the Physician or Parent Global Assessment was necessary if used as 1 of the 3 JIA core set variables used to define flare, and worsening in ≥2 joints was necessary if the number of active joints or joints with limitation of motion was used as 1 of the 3 JIA core set variables used to define flare.

At the conclusion of Period A, pediatric ACR 30/50/70 responses were 65%, 50%, and 28%, respectively. Pediatric ACR 30 responses were similar in all subtypes of JIA studied.

During the double-blind randomized withdrawal phase (Period B), ORENCIA-treated patients experienced significantly fewer disease flares compared to placebo-treated patients (20% vs 53%); 95% CI of the difference (15%, 52%). The risk of disease flare among patients continuing on ORENCIA was less than one-third than that for patients withdrawn from ORENCIA treatment (hazard ratio=0.31, 95% CI [0.16, 0.59]). Among patients who received ORENCIA throughout the study (Period A, Period B, and the open-label extension Period C), the proportion of pediatric ACR 30/50/70 responders has remained consistent for 1 year.

Juvenile Idiopathic Arthritis - Subcutaneous Administration

ORENCIA for subcutaneous administration without an intravenous loading dose was assessed in Study JIA-2, a 2-period, open-label study that included children 2 to 17 years of age (n=205). Patients had active polyarticular disease at the time of the study and had inadequate response to at least one nonbiologic or biologic DMARD. The patient subtypes at study entry included Polyarticular (79%; 22% were rheumatoid factor positive), Extended and Persistent Oligoarticular (14%), Enthesitis-Related Arthritis (1%), and Systemic (2%). Patients had a mean disease duration of 2.5 years with active joints (mean, 11.9), joints with loss of motion (mean, 10.4), and elevated C-reactive protein (CRP) levels (mean, 1.2 mg/dL). At study entry, 80% of patients were receiving methotrexate and remained on a stable dose of methotrexate. Patients received weekly open-label ORENCIA subcutaneously by a weight-tiered dosing regimen. The primary objective of the study was evaluation of PK in order to support the extrapolation of efficacy based on exposure to ORENCIA supported by descriptive efficacy [see *Clinical Pharmacology* (12.3)].

JIA ACR 30/50/70 responses assessed at 4 months in the 2- to 17-year-old patients were consistent with the results from the intravenous study, JIA-1.

14.3 Adult Psoriatic Arthritis

The efficacy of ORENCIA was assessed in 594 patients with psoriatic arthritis, in two randomized, double-blind, placebo-controlled studies (Studies PsA-I and PsA-II) in adult patients, age 18 years and older. Patients had active psoriatic arthritis (≥3 swollen joints and ≥3 tender joints) despite prior treatment with DMARD therapy and had one qualifying psoriatic skin lesion of at least 2 cm in diameter. In PsA-I and PsA-II, 37% and 61% of patients, respectively, were treated with TNFi previously.

In PsA-I, a dose-ranging study, 170 patients received study drug IV at Day 1, 15, 29, and then every 28 days thereafter in a double blind manner for 24 weeks, followed by open-label ORENCIA every 28 days. Patients were randomized to receive placebo or ORENCIA 3 mg/kg, 10 mg/kg (weight range-based dosing: 500 mg for patients weighing less than 60 kg, 750 mg for patients weighing 60 to 100 kg, and 1000 mg for patients weighing greater than 100 kg), or two doses of 30 mg/kg followed by weight range-based dosing of 10 mg/kg without escape for 24 weeks. Patients were allowed to receive stable doses of concomitant methotrexate, low dose corticosteroids (equivalent to ≤10 mg of prednisone) and/or NSAIDs during the trial. At enrollment, approximately 60% of patients were receiving methotrexate. At baseline, the mean (SD) CRP for ORENCIA IV was 17 mg/L (33.0) and mean number (SD) of tender joints and swollen joints was 22.2 (14.3) and 10.9 (7.6), respectively.

In PsA-II, 424 patients were randomized 1:1 to receive weekly doses of SC placebo or ORENCIA 125 mg without a loading dose for 24 weeks—in a double-blind manner, followed by open-label ORENCIA 125 mg SC weekly. Patients were allowed to receive stable doses of concomitant methotrexate, sulfasalazine, leflunomide, hydroxychloroquine, low dose corticosteroids (equivalent to ≤10 mg of prednisone) and/or NSAIDs during the trial. At randomization, 60.4% of patients were receiving methotrexate. The baseline disease characteristics included presence of joint erosion on X-rays in 84% (341/424) with a mean (SD) PsA-modified Sharp van der Heijde erosion score (SHS) of 10.8 (24.2), elevated serum C reactive protein (CRP) in 66% (277/424) with a mean (SD) of 14.1 mg/L (25.9), and polyarticular disease in 98% (416/424) of patients with a mean number (SD) of tender joints and swollen joints of 20.2 (13.3) and 11.6 (7.5), respectively. Patients who had not achieved at least a 20% improvement from baseline in their swollen and tender joint counts by Week 16 escaped to open-label ORENCIA 125 mg SC weekly.

The primary endpoint for both PsA-I and PsA-II was the proportion of patients achieving ACR 20 response at Week 24 (Day 169).

Clinical Response

A higher proportion of patients achieved an ACR20 response after treatment with ORENCIA 10 mg/kg IV (weight range-based dosing as described above) or 125 mg SC compared to placebo at Week 24. Responses were seen regardless of prior TNFi treatment and regardless of concomitant non-biologic DMARD treatment. The percent of patients achieving ACR 20, 50, or 70 responses in Studies PsA-I and PsA-II are presented in Table 10 below.

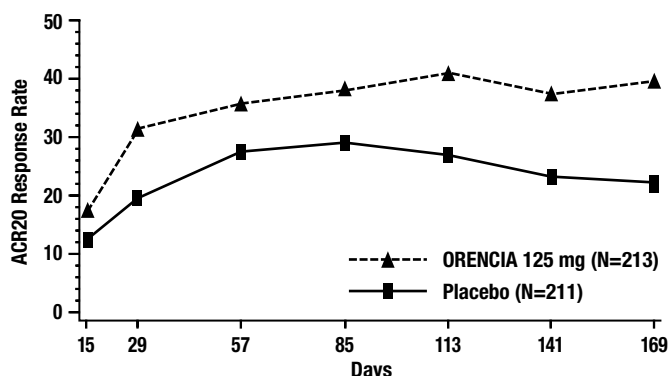
Table 10: Proportion of Patients With ACR Responses at Week 24 in Studies PsA-I and PsA-II^a

	PsA-I		PsA-II	
	ORENCIA 10 mg/kg IV ^b N=40	Placebo N=42	ORENCIA 125 mg SC N=213	Placebo N=211
ACR 20	47.5%*	19.0%	39.4%*	22.3%
ACR 50	25.0%	2.4%	19.2%	12.3%
ACR 70	12.5%	0%	10.3%	6.6%

* p<0.05 versus placebo

^a Patients who had less than 20% improvement in tender or swollen joint counts at Week 16 met escape criteria and were considered non-responders.^b Weight range-based dosing (as described above).

The percentage of patients in PsA-II achieving ACR20 response through Week 24 is shown below in Figure 2.

Figure 2: Percent of Patients Achieving ACR20 Response^a in PsA-II Study Through Week 24 (Day 169)^a Non-responder imputation for early escape subjects at Day 141 and 169

Results were generally consistent across the ACR components in Study PsA-I and PsA-II. Improvements in enthesitis and dactylitis were seen with ORENCIA treatment at Week 24 in both PsA-I and PsA-II.

Physical Function Response

In study PsA-I, there was a higher proportion of patients with at least a 0.30 decrease from baseline in Health Assessment Questionnaire-Disability Index (HAQ-DI) score at Week 24, with an estimated difference for ORENCIA 10 mg/kg (weight range-based dosing as described above) (45.0%) vs. placebo (19.0%) of 26.1 (95% confidence interval: 6.8, 45.5). In study PsA-II, the proportion of patients with at least a 0.35 decrease from baseline in HAQ-DI on ORENCIA was 31%, as compared to 24% on placebo (estimated difference: 7%; 95% confidence interval: -1%, 16%). There was a higher adjusted mean change from baseline in HAQ-DI on ORENCIA (-0.33) vs. placebo (-0.20) at Week 24, with an estimated difference of -0.13 (95% confidence interval: -0.25, -0.01).

16 HOW SUPPLIED/STORAGE AND HANDLING**For Intravenous Infusion**

ORENCIA® (abatacept) for Injection is a lyophilized powder for intravenous infusion after reconstitution and dilution. It is supplied as an individually packaged, single-use vial with a silicone-free disposable syringe, providing 250 mg of abatacept in a 15-mL vial:

NDC 0003-2187-10: in a clamshell presentation

NDC 0003-2187-13: in a carton presentation

For Subcutaneous Injection

ORENCIA® (abatacept) Injection and ORENCIA® ClickJect (abatacept) are solutions for subcutaneous administration.

Prefilled Syringe

ORENCIA Injection, 50 mg/0.4 mL, 87.5 mg/0.7 mL, and 125 mg/mL, is supplied as single-dose disposable prefilled glass syringes with BD UltraSafe Passive™ needle guard and flange extenders.

The Type I glass syringe has a coated stopper and fixed stainless steel needle (5 bevel, 29-gauge thin wall, ½-inch needle) covered with a rigid needle shield. The prefilled syringe provides abatacept in the following packages:

NDC 0003-2814-11 (50 mg/0.4 mL): pack of 4 syringes with a passive needle safety guard

NDC 0003-2818-11 (87.5 mg/0.7 mL): pack of 4 syringes with a passive needle safety guard

NDC 0003-2188-11 (125 mg/mL): pack of 4 syringes with a passive needle safety guard

ClickJect Autoinjector

ORENCIA ClickJect, 125 mg/mL, is supplied as a single-dose disposable prefilled autoinjector. The Type I glass syringe contained in the autoinjector has a coated stopper and fixed stainless steel needle (5 bevel, 27-gauge special thin wall, ½-inch needle) covered with a rigid needle shield. The autoinjector provides 125 mg of abatacept in 1 mL and is provided in the following package:

NDC 0003-2188-51: pack of 4 autoinjectors

Storage

ORENCIA lyophilized powder supplied in a vial should be refrigerated at 2°C to 8°C (36°F to 46°F). Do not use beyond the expiration date on the vial. Protect the vials from light by storing in the original package until time of use.

ORENCIA solution supplied in a prefilled syringe or ClickJect autoinjector should be refrigerated at 2°C to 8°C (36°F to 46°F). Do not use beyond the expiration date on the prefilled syringe or autoinjector. Protect from light by storing in the original package until time of use. Do not allow the prefilled syringe or autoinjector to freeze.

17 PATIENT COUNSELING INFORMATION

Advise the patient to read the FDA-approved patient labeling (Patient Information and Instructions for Use).

Concomitant Use With Biologic Medications for RA

Inform patients that they should not receive ORENCIA treatment concomitantly with a TNF antagonist, such as adalimumab, etanercept, and infliximab because such combination therapy may increase their risk for infections [see *Indications and Usage* (1.4), *Warnings and Precautions* (5.1), and *Drug Interactions* (7.1)], and that they should not receive ORENCIA concomitantly with other biologic RA therapy, such as anakinra because there is not enough information to assess the safety and efficacy of such combination therapy [see *Indications and Usage* (1.4), *Drug Interactions* (7.2)].

Hypersensitivity

Instruct patients to immediately tell their healthcare professional if they experience symptoms of an allergic reaction during or for the first day after the administration of ORENCIA [see *Warnings and Precautions* (5.2)].

Infections

Ask patients if they have a history of recurrent infections, have underlying conditions which may predispose them to infections, or have chronic, latent, or localized infections. Ask patients if they have had tuberculosis (TB), a positive skin test for TB, or recently have been in close contact with someone who has had TB. Instruct patients that they may be tested for TB before they receive ORENCIA. Inform patients to tell their healthcare professional if they develop an infection during therapy with ORENCIA [see *Warnings and Precautions* (5.3)].

Immunizations

Inform patients that live vaccines should not be given concurrently with ORENCIA or within 3 months of its discontinuation. Inform caregivers of patients with juvenile idiopathic arthritis that the patient should be brought up to date with all immunizations in agreement with current immunization guidelines prior to initiating ORENCIA therapy and to discuss with their healthcare provider how best to handle future immunizations once ORENCIA therapy has been initiated [see *Warnings and Precautions* (5.4)].

Pregnancy and Nursing Mothers

Inform patients that ORENCIA has not been studied in pregnant women or nursing mothers so the effects of ORENCIA on pregnant women or nursing infants are not known. Instruct patients to tell their healthcare professional if they are pregnant, become pregnant, or are thinking about becoming pregnant [see *Use in Specific Populations* (8.1)]. Instruct patients to tell their healthcare professional if they plan to breastfeed their infant [see *Use in Specific Populations* (8.2)].

Blood Glucose Testing**Intravenous Administration**

Ask patients if they have diabetes. Maltose is contained in ORENCIA for intravenous administration and can give falsely elevated blood glucose readings with certain blood glucose monitors on the day of ORENCIA infusion. If a patient is using such a monitor, advise the patient to discuss with their healthcare professional methods that do not react with maltose [see *Drug Interactions* (7.3)].

Subcutaneous Administration

ORENCIA for subcutaneous administration does not contain maltose; therefore, patients do not need to alter their glucose monitoring.

Disposal of Prefilled Syringes and ClickJect Autoinjectors

Advise patients to follow disposal instructions in the Instructions for Use. A puncture-resistant container for disposal of needles and syringes should be used. Instruct patients that they will need to follow their community guidelines for the correct way to dispose of their sharps disposal container. Instruct patients not to recycle their used sharps disposal container.

PATIENT INFORMATION
ORENCIA® (oh-REN-see-ah)
(abatacept)
for injection, for intravenous use
ORENCIA® (oh-REN-see-ah)
(abatacept)
injection, for subcutaneous use

What is ORENCIA?

ORENCIA is a prescription medicine that reduces signs and symptoms in:

- adults with moderate to severe rheumatoid arthritis (RA), including those who have not been helped enough by other medicines for RA. ORENCIA may prevent further damage to your bones and joints and may help your ability to perform daily activities. In adults, ORENCIA may be used alone or with other RA treatments other than tumor necrosis factor (TNF) antagonists.
- patients 2 years of age and older with moderate to severe polyarticular juvenile idiopathic arthritis (JIA). ORENCIA may be used alone or with methotrexate.
- adults with active psoriatic arthritis (PsA). In adults, ORENCIA can be used alone or with other PsA treatments.

It is not known if ORENCIA is safe and effective in children under 2 years of age.

It is not known if ORENCIA is safe and effective in children for uses other than juvenile idiopathic arthritis.

Before you use ORENCIA, tell your healthcare provider about all of your medical conditions, including if you:

- have any kind of infection even if it is small (such as an open cut or sore), or an infection that is in your whole body (such as the flu). If you have an infection when taking ORENCIA, you may have a higher chance for getting serious side effects.
- have an infection that will not go away or an infection that keeps coming back.
- are allergic to abatacept or any of the ingredients in ORENCIA. See the end of this Patient Information leaflet for a complete list of ingredients in ORENCIA.
- have or have had inflammation of your liver due to an infection (viral hepatitis). Before you use ORENCIA, your healthcare provider may examine you for hepatitis.
- have had a lung infection called tuberculosis (TB), a positive skin test for TB, or you recently have been in close contact with someone who has had TB. Before you use ORENCIA, your healthcare provider may examine you for TB or perform a skin test. Symptoms of TB may include:
 - a cough that does not go away
 - fever
 - weight loss
 - night sweats
- are scheduled to have surgery.
- recently received a vaccination or are scheduled for a vaccination. If you are receiving ORENCIA, and for 3 months after you stop receiving ORENCIA, you should not receive live vaccines.
- have a history of a breathing problem called chronic obstructive pulmonary disease (COPD).
- have diabetes and use a blood glucose monitor to check your blood sugar (blood glucose) levels. ORENCIA for intravenous infusion (given through a needle placed in a vein) contains maltose, a type of sugar, that can give false high blood sugar readings with certain types of blood glucose monitors on the day of ORENCIA infusion. Your healthcare provider may tell you to use a different way to monitor your blood sugar levels.
- ORENCIA for subcutaneous injection (injected under the skin) does not contain maltose. You do not need to change your blood sugar monitoring if you are taking ORENCIA subcutaneously.
- are pregnant or plan to become pregnant. It is not known if ORENCIA can harm your unborn baby. If you took ORENCIA during pregnancy, talk to your healthcare provider before your baby receives any vaccines.
 - Bristol-Myers Squibb Company has a registry for pregnant women exposed to ORENCIA. The purpose of this registry is to check the health of the pregnant mother and her child. Women are encouraged to call the registry themselves or ask their healthcare provider to contact the registry for them by calling 1-877-311-8972.
- are breastfeeding or plan to breastfeed. It is not known if ORENCIA passes into your breast milk. Talk to your healthcare provider about the best way to feed your baby if you use ORENCIA.

Tell your healthcare provider about all the medicines you take, including prescription and over-the-counter medicines, vitamins, and herbal supplements.

ORENCIA® (abatacept)

ORENCIA may affect the way other medicines work, and other medicines may affect the way ORENCIA works causing serious side effects.

Especially tell your healthcare provider if you take other biologic medicines to treat RA, JIA or PsA that may affect your immune system, such as:

- Enbrel® (etanercept)
- Humira® (adalimumab)
- Remicade® (infliximab)
- Kineret® (anakinra)
- Rituxan® (rituximab)
- Simponi® (golimumab)
- Cimzia® (certolizumab pegol)
- Actemra® (tocilizumab)

You may have a higher chance of getting a serious infection if you take ORENCIA with other biologic medicines for your RA, JIA, or PsA.

Know the medicines you take. Keep a list of your medicines and show it to your healthcare provider and pharmacist when you get a new prescription.

How should I use ORENCIA?

- You may receive ORENCIA given by a healthcare provider through a vein in your arm (IV or intravenous infusion). It takes about 30 minutes to give you the full dose of medicine. You will then receive ORENCIA 2 weeks and 4 weeks after the first dose and then every 4 weeks.
- You may also receive ORENCIA as an injection under your skin (subcutaneous). For home use, ORENCIA comes in a prefilled syringe or prefilled ClickJect autoinjector. Your healthcare provider will prescribe the type that is best for you. If your healthcare provider decides that you or a caregiver can give your injections of ORENCIA prefilled syringes or ORENCIA ClickJect autoinjectors at home, you or your caregiver should receive training on the right way to prepare and inject ORENCIA. Do not try to inject ORENCIA until you have been shown the right way to give the injections by your healthcare provider.
- Your healthcare provider will tell you how much ORENCIA to use and when to use it.
- **See the Instructions for Use at the end of this Patient Information leaflet for instructions about the right way to prepare and give your ORENCIA injections at home.**

What are the possible side effects of ORENCIA?

ORENCIA can cause serious side effects including:

- **infections.** ORENCIA can make you more likely to get infections or make the infection that you have get worse. Some people have died from these infections. Call your healthcare provider right away if you have any symptoms of an infection. Symptoms of an infection may include:
 - fever
 - feel very tired
 - have a cough
 - have flu-like symptoms
 - warm, red, or painful skin
- **allergic reactions.** Allergic reactions can happen to people who use ORENCIA. Call your healthcare provider or go to the emergency room right away if you have any symptoms of an allergic reaction. Symptoms of an allergic reaction may include:
 - hives
 - swollen face, eyelids, lips, or tongue
 - trouble breathing
- **hepatitis B infection in people who carry the virus in their blood.** If you are a carrier of the hepatitis B virus (a virus that affects the liver), the virus can become active while you use ORENCIA. Your healthcare provider may do a blood test before you start treatment with ORENCIA.
- **vaccinations.** You should not receive ORENCIA with certain types of vaccines (live vaccines). ORENCIA may also cause some vaccinations to be less effective. Talk with your healthcare provider about your vaccination plans.
- **breathing problems in people with Chronic Obstructive Pulmonary Disease (COPD).** Some people may get certain respiratory problems more often if they receive ORENCIA and have COPD. Symptoms of respiratory problems include:
 - COPD that becomes worse
 - cough
 - trouble breathing
- **cancer (malignancies).** Certain kinds of cancer have been reported in people using ORENCIA. It is not known if ORENCIA increases your chance of getting certain kinds of cancer.

Common side effects of ORENCIA include:

- headache
- upper respiratory tract infection
- sore throat
- nausea

In children and adolescents, other side effects may include:

- diarrhea
- cough
- fever
- abdominal pain

These are not all the possible side effects of ORENCIA.

Call your doctor for medical advice about side effects. You may report side effects to FDA at 1-800-FDA-1088.

How should I store ORENCIA?

- Store ORENCIA in the refrigerator at 36°F to 46°F (2°C to 8°C).
- Keep ORENCIA in the original package and out of the light.
- Do not freeze ORENCIA.
- Safely throw away medicine that is out of date or no longer needed.

Keep ORENCIA and all medicines out of the reach of children.

General information about the safe and effective use of ORENCIA

Medicines are sometimes prescribed for purposes other than those listed in a Patient Information leaflet. Do not use ORENCIA for a condition for which it was not prescribed. Do not give ORENCIA to other people, even if they have the same symptoms that you have. It may harm them.

You can ask your pharmacist or healthcare provider for information about ORENCIA that is written for health professionals.

What are the ingredients in ORENCIA?

Active ingredient: abatacept

Intravenous inactive ingredients: maltose, monobasic sodium phosphate, sodium chloride for administration

Subcutaneous inactive ingredients: sucrose, poloxamer 188, monobasic sodium phosphate monohydrate, dibasic sodium phosphate anhydrous, water for injection

Bristol-Myers Squibb Company
Princeton, NJ 08543 USA, U.S. License Number 1713

All other trademarks are property of their respective owners.
For more information, go to www.ORENCIA.com or call 1-800-ORENCIA.

This Patient Information has been approved by the U.S. Food and Drug Administration.

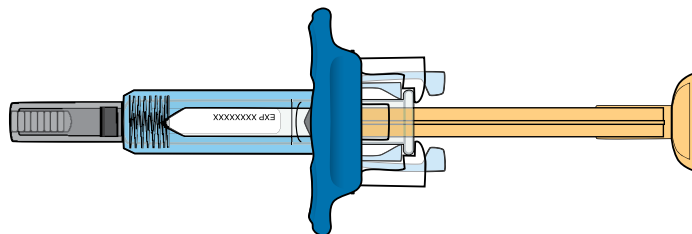
Rev June 2017

INSTRUCTIONS FOR USE

ORENCIA® (oh-REN-see-ah)
(abatacept)

Prefilled Syringe with BD UltraSafe Passive™ Needle Guard

**ORENCIA® Prefilled Syringe with
BD UltraSafe Passive™ Needle Guard
(abatacept) Injection**



Read these instructions before you start using your ORENCIA Prefilled Syringe and each time you get a refill. There may be new information. Before you use the prefilled syringe for the first time, make sure your healthcare provider shows you the right way to use it and decides that you or a caregiver may be able to give your injections of ORENCIA at home.

Important:

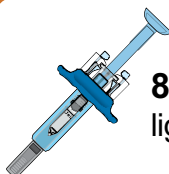
- **Keep the Prefilled Syringe in the refrigerator until ready to use.**
- **Do not freeze.**

Before You Begin: Get to Know Your Prefilled Syringe

There are **3 types** of prefilled syringes:



50 mg/0.4 mL:
white plunger



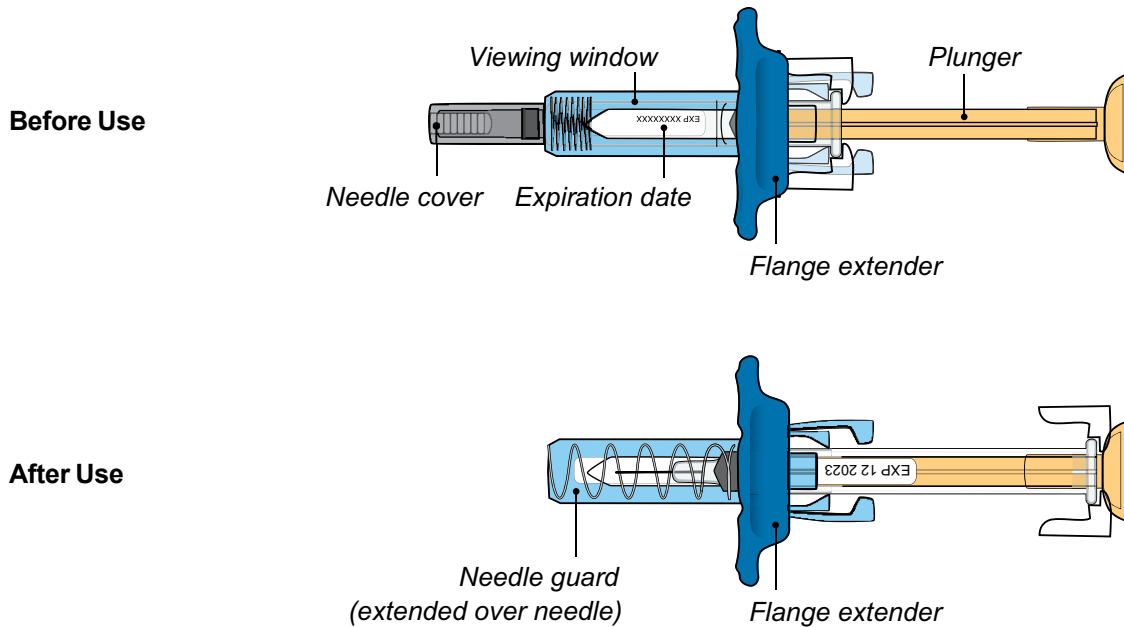
87.5 mg/0.7 mL:
light blue plunger



125 mg/mL:
orange plunger

ORENCIA® (abatacept)

The type of prefilled syringe you receive depends on the dose prescribed by your healthcare provider. The 125 mg/mL prefilled syringe is shown below.



The prefilled syringe has a **flange extender** that makes it easier to hold and inject, and a **needle guard** that automatically covers the needle after a complete injection.



DO NOT remove the needle cover until you are ready to inject.

DO NOT PULL back on the plunger at any time.

DO NOT RECAP the prefilled syringe at any time, as this may damage, bend, or break the needle.

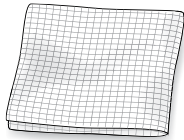
Go to Step 1

Step 1: Preparing for an ORENCIA Injection

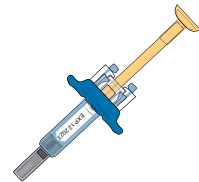
Gather and place supplies for your injection on a clean, flat surface.

Only the prefilled syringe is included in the package:

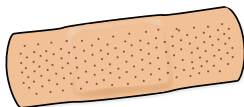
- Alcohol swab



- Prefilled Syringe with UltraSafe Passive Needle Guard



- Adhesive bandage



- Sharps disposal container



- Cotton ball or gauze



Let your Prefilled Syringe warm up.

Remove one prefilled syringe from the refrigerator and wait **30 minutes** to allow it to reach room temperature.

- **Do not** speed up the warming process in any way, such as using the microwave or placing the syringe in warm water.
- **Do not** remove the needle cover while allowing the prefilled syringe to reach room temperature.

WAIT



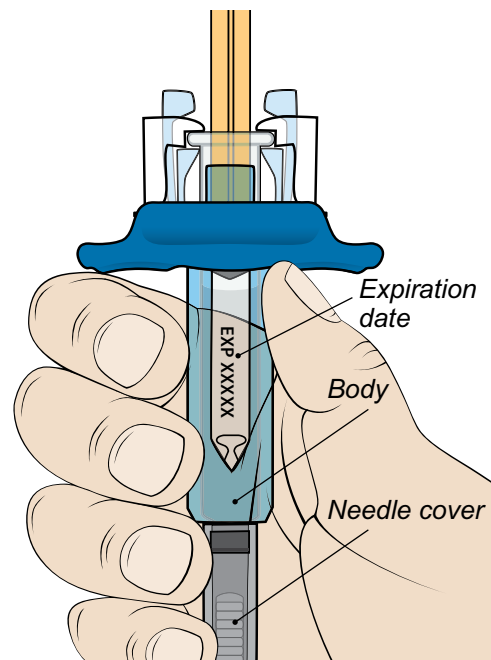
Wash your hands well with soap and water.



Step 2: Examine the Prefilled Syringe

Hold the prefilled syringe by the body with the needle cover pointing down as shown.

- **Check the expiration date** printed on the label. **Do not** use if the expiration date has passed.
- **Check the prefilled syringe for damage.** **Do not** use if it is cracked or broken.



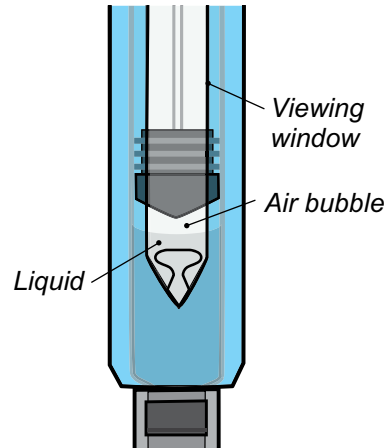
Check the Liquid.

- **Check the liquid** in the prefilled syringe through the viewing window. It should be clear and colorless to pale yellow.

Do not inject if the liquid is **cloudy, discolored, or has particles in it.**

*Note: the 50 mg prefilled syringe is shown.

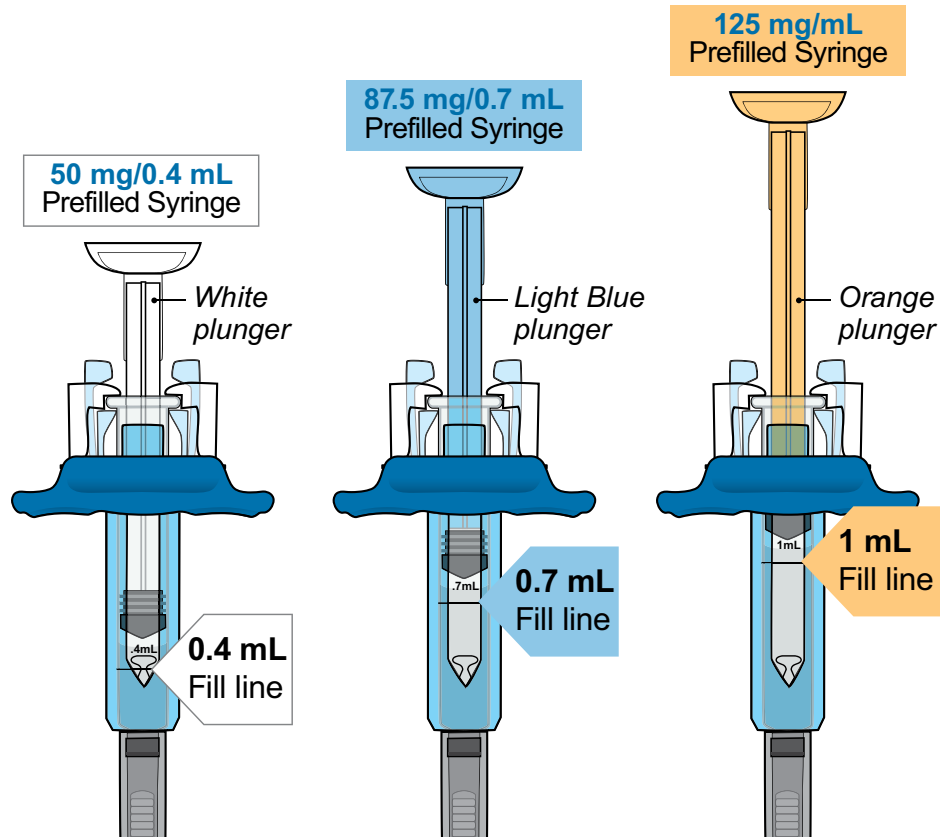
Note: It is normal to see an air bubble. **Do not** attempt to remove it.



Go to Step 3

Step 3: Check the Dose on the Prefilled Syringe

Hold the syringe at eye level. Look closely to make sure that the amount of liquid in the prefilled syringe is **at or just above the fill line** for your prescribed dose:



Do not use if your prefilled syringe does not have the correct amount of liquid. Call your pharmacist immediately.

Go to Step 4

Step 4: Choose and Prepare an Injection Site

Choose your injection site.

Choose your injection site in either the stomach (**abdomen**), front of the **thighs**, or outer area of **upper arm** (only if caregiver administered).

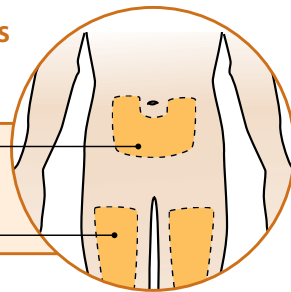
Rotate injection site.

- Each week you can use the same area of your body, but use a different injection site in that area.
- **Do not** inject into an area where the skin is tender, bruised, red, scaly, or hard. **Do not** give the injection in any areas with scars or stretch marks.
- Record the date, time, and site where you inject.

Injection Areas Self-Injection and Caregiver

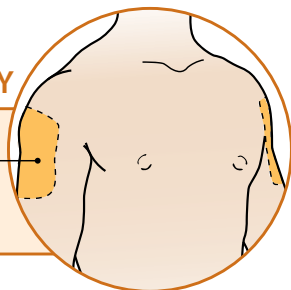
*Abdomen, —
avoid 2 inches
around navel*

Front of thighs



Caregiver ONLY

*Outer area of
upper arms*



Gently clean injection site.

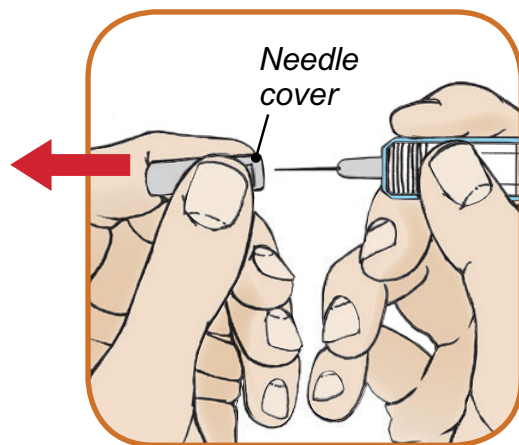
- Wipe the injection site with an alcohol swab and let it air dry.
- **Do not** touch the injection site again before giving the injection.
- **Do not** fan or blow on the clean area.

Remove the needle cover by holding the body of the prefilled syringe with one hand and pulling the cover straight off with your other hand.

Do not put the needle cover back on the needle after you remove it. Throw away the needle cover in your household trash.

- **Do not** use the prefilled syringe if it is dropped after the needle cover is removed.
- **Do not** use the prefilled syringe if the needle is damaged or bent.

Note: It is normal to see a drop of fluid leaving the needle.

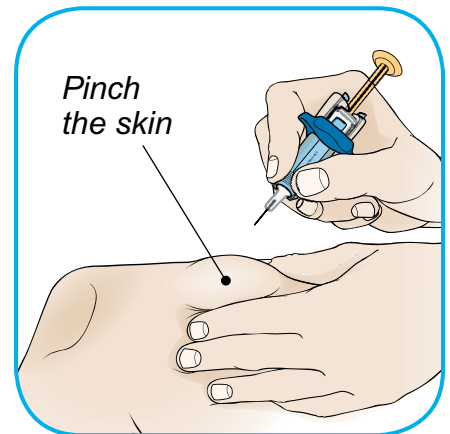


DO NOT RECAP the Prefilled Syringe, as this may damage the needle.

Go to Step 5

Step 5: Inject Your Dose of ORENCIA

Hold the body of the prefilled syringe in your hand using your thumb and index finger. With your other hand, **pinch the area of skin you cleaned**.

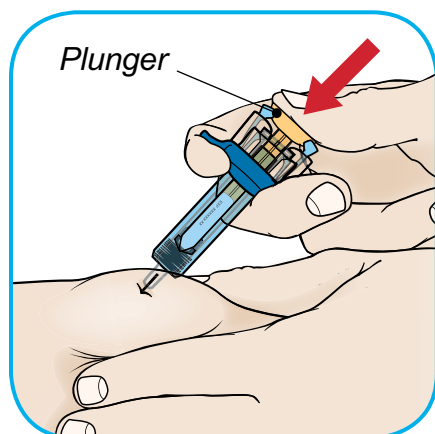


Insert the needle.

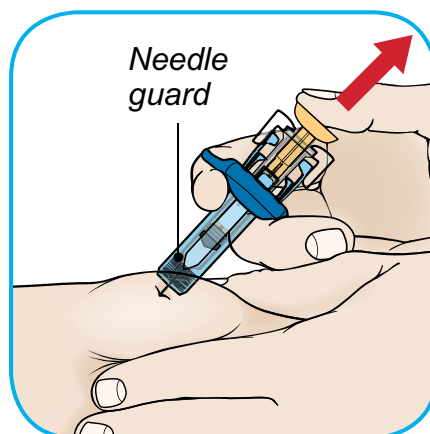
Gently insert the needle into the pinched skin at a 45° angle.



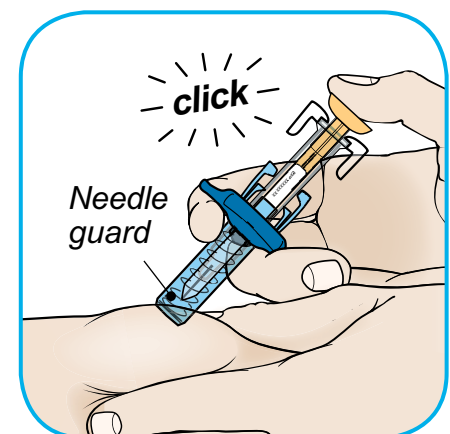
Complete all steps to deliver your full dose of the medicine.



Inject: push the **plunger** with your thumb as far as it will go.



Release Needle Guard: slowly lift your thumb from the plunger to activate the needle guard.



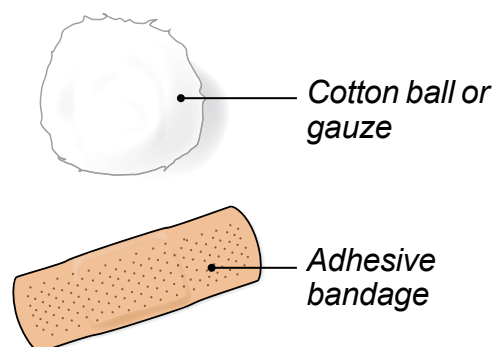
Confirm: after a complete injection, the **needle guard** will cover the needle and you may hear a click.

Remove the prefilled syringe and let go of the pinched skin.

Step 6: After the Injection

Care of injection site:

- There may be a little bleeding at the injection site. You can press a cotton ball or gauze over the injection site.
- **Do not** rub the injection site.
- If needed, you may cover the injection site with an adhesive bandage.



Disposing of used Prefilled Syringes:

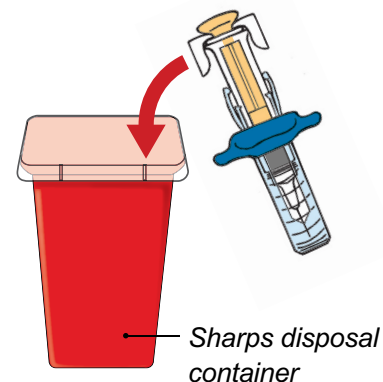
- Put your used ORENCIA prefilled syringes in a FDA-cleared sharps disposal container right away after use. **Do not throw away (dispose of) loose needles and prefilled syringes in your household trash.**
- If you do not have a FDA-cleared sharps disposal container, you may use a household container that is:
 - made of a heavy-duty plastic,
 - can be closed with a tight-fitting, puncture-resistant lid, without sharps being able to come out,
 - upright and stable during use,
 - leak resistant, and
 - properly labeled to warn of hazardous waste inside the container.
- When your sharps disposal container is almost full, you will need to follow your community guidelines for the right way to dispose of your sharps disposal container. There may be state or local laws about how you should throw away used needles and syringes. For more information about safe sharps disposal, and for specific information about sharps disposal in the state that you live in, go to the FDA's website at: <http://www.fda.gov/safesharpsdisposal>.
- **Do not** throw away (dispose of) your used sharps disposal container in your household trash unless your community guidelines permit this. **Do not** recycle your used sharps disposal container.

Continued on Next Page

See **Frequently Asked Questions** for additional disposal information.

If your injection is administered by a caregiver, this person must also be careful handling the syringe to prevent accidental needle stick injury and possibly spreading infection.

Keep ORENCIA prefilled syringes and the disposal container out of the reach of children.



How to store ORENCIA Prefilled Syringe

- Store ORENCIA in the refrigerator at 36°F to 46°F (2°C to 8°C).
- Keep ORENCIA in the original package and out of the light.
- Do not freeze ORENCIA.
- Safely throw away medicine that is out of date or no longer needed.

Frequently Asked Questions

Q. Why do I need to allow the prefilled syringe to warm up at room temperature for 30 minutes prior to injecting?

A. This step is primarily for your comfort. Never try to speed up the warming process in any way, like using the microwave or placing the syringe in warm water.

Q. Is it necessary to hold the skin pinch during the entire time I inject the dose?

A. You must pinch the skin during needle insertion however, for your comfort you may release the skin pinch as you deliver the injection.

Q. What if my prefilled syringe appears to be broken or damaged?

A. Do not use the prefilled syringe. Contact your healthcare provider or pharmacist for further instructions.

Q. What if I cannot clearly see the liquid inside the syringe?

A. Look at the syringe closely by holding at eye level and up to the light. You may tilt the syringe slowly to get a better view of the drug fluid. If you still have trouble, contact your healthcare provider or pharmacist for further instructions.

Q. Is it normal to feel a little bit of burning or pain during injection?

A. You may feel a prick from the needle. Sometimes, the medicine can cause slight irritation near the injection site. Discomfort should be mild to moderate. If you have any side effects, including pain, swelling, or discoloration near the injection site, contact your healthcare provider.

Q. How should I dispose of a used prefilled syringe?

A. Place the used prefilled syringe into an FDA-cleared sharps disposal container. If you do not have one you may use a household container that is:

- made of a heavy-duty plastic,
- can be closed with a tight-fitting, puncture-resistant lid, without sharps being able to come out,
- upright and stable during use, leak-resistant, and properly labeled to warn of hazardous waste inside the container.

When your sharps disposal container is almost full, you will need to follow your community guidelines for the right way to dispose of your sharps disposal container. There may be state or local laws about how you should throw away used needles and injector pens. For more information about safe sharps disposal, and for specific information about sharps disposal in the state that you live in, go to the FDA's website at: <http://www.fda.gov/safesharpsdisposal>.

Frequently Asked Questions (Continued)

Q. How should I keep my prefilled syringes cool while traveling?

A. Store them in a cool carrier between 36°F to 46°F (2°C to 8°C). Do not freeze them. Keep them in the original carton and protected from light. Your healthcare provider may know about special carrying cases.

Q. Can I take my prefilled syringes on an airplane?

A. Generally you are allowed to carry your prefilled syringes with you on an airplane. Do not put them in your checked luggage. You should carry your prefilled syringes with you in your travel cooler at a temperature of 36°F to 46°F (2°C to 8°C). Keep your prefilled syringes in the original carton, and with its original preprinted labels and protected from light.

Q. What if my prefilled syringe does not stay cool for an extended period of time? Is it dangerous to use?

A. Contact 1-800-673-6242 for more information.

If you have questions or concerns about your prefilled syringe, please contact your healthcare provider or call our toll-free help line at 1-800-673-6242.

Bristol-Myers Squibb Company
Princeton, NJ 08543 USA, U.S. License Number 1713

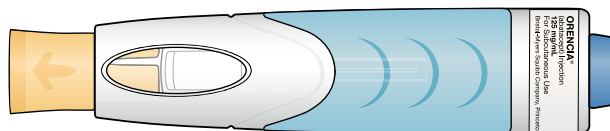
This Instructions for Use has been approved by the U.S. Food and Drug Administration.

ORENCIA is a registered trademark of Bristol-Myers Squibb Company.
BD UltraSafe Passive™ is a trademark of Becton, Dickinson and Company.

Revised March 2017

INSTRUCTIONS FOR USE
ORENCIA® ClickJect™ (oh-REN-see-ah)
(abatacept)
Prefilled Autoinjector

ORENCIA® ClickJect™
(abatacept) Injection
Prefilled Autoinjector



125 mg/mL, Single-Dose Autoinjector, For Subcutaneous Use Only

Read these instructions before you use the ClickJect Autoinjector and each time you get a refill. There may be new information. Before you use the Autoinjector for the first time, make sure your healthcare provider shows you the right way to use it.

Important:

- **Keep the ClickJect Autoinjector in the refrigerator** until ready to use.
- **Do not freeze.**

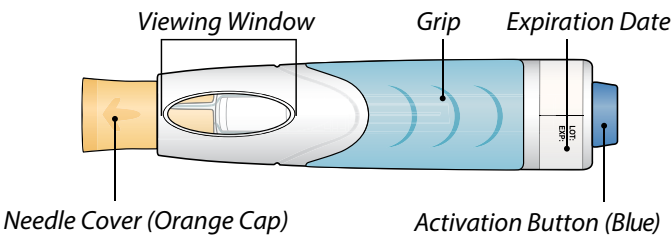
Continued on Next Page

Before You Begin

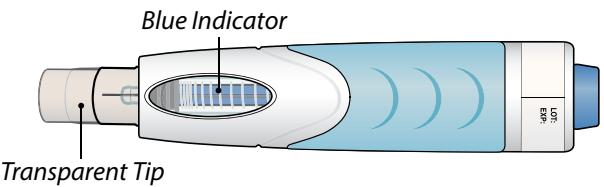
Get to know the ClickJect Autoinjector

- The Autoinjector automatically delivers the medicine. The transparent tip locks over the needle once the injection is complete and the Autoinjector is removed from the skin.
- **Do not remove the orange needle cover until you are ready to inject.**

Before Use



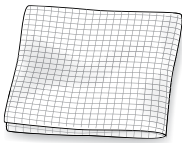
After Use



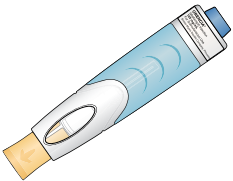
Gather supplies for your injection on a clean, flat surface

(only the ClickJect Autoinjector is included in the package):

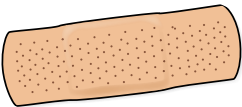
- Alcohol swab



- ClickJect Autoinjector



- Adhesive bandage



- Sharps disposal container



- Cotton ball or gauze



Go to Step 1

Step 1: Prepare Your Autoinjector

Let your ClickJect Autoinjector warm up.

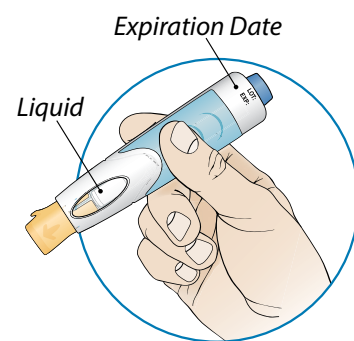
Remove one Autoinjector from the refrigerator and let it rest at room temperature for **30 minutes**.

Do not remove the Autoinjector needle cover while allowing it to reach room temperature.

Wash your hands well with soap and water.

Examine the ClickJect Autoinjector:

- **Check expiration date** printed on the label. **Do not** use if past the expiration date.
- **Check the Autoinjector for damage.** **Do not** use if it is cracked or broken.
- **Check the liquid** through the viewing window. It should be clear and colorless to pale yellow. You may see a small air bubble. You do not need to remove it. **Do not inject** if the liquid is cloudy, discolored, or has particles in it.



Go to Step 2

Step 2: Prepare for Injection

Choose your injection site in either the stomach (**abdomen**), front of the **thighs**, or outer area of **upper arm** (only if caregiver administered).

Rotate injection site.

- Each week you can use the same area of your body, but use a different injection site in that area.
- **Do not** inject into an area where the skin is tender, bruised, red, scaly, or hard. **Do not** give the injection in any areas with scars or stretch marks.
- Record the date, time, and site where you inject.

Gently clean injection site:

- Wipe the injection site with an alcohol swab and let it air dry.
- **Do not** touch the injection site again before giving the injection.
- **Do not** fan or blow on the clean area.

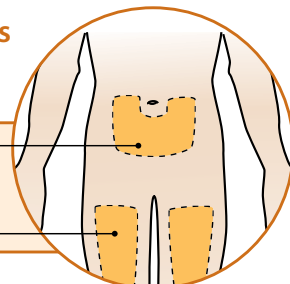
Pull orange needle cover STRAIGHT off.

- **DO NOT RECAP** the Autoinjector.
- Throw away (discard) the needle cover in your household trash.
- **Do not** use the Autoinjector if it is dropped after the needle cover is removed.

Note: It is normal to see a drop of fluid leaving the needle.

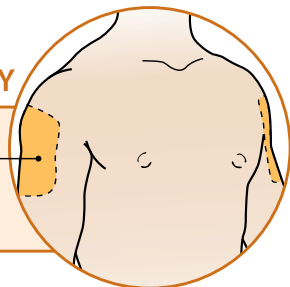
Injection Areas Self-Injection and Caregiver

Abdomen,
avoid 2 inches
around navel
Front of thighs

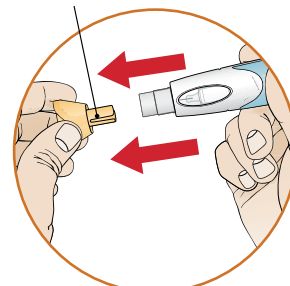


Caregiver ONLY

Outer area of
upper arms



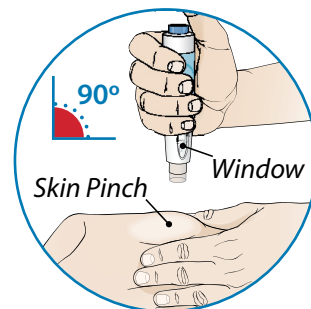
Remove
Needle Cover



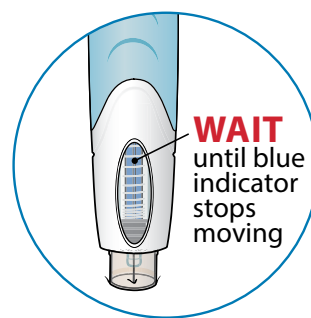
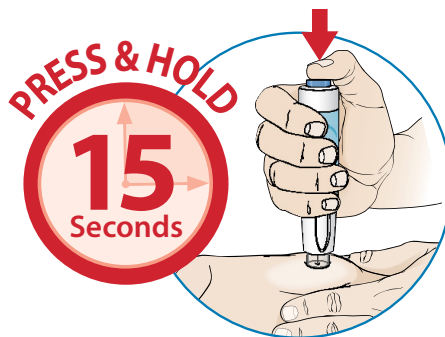
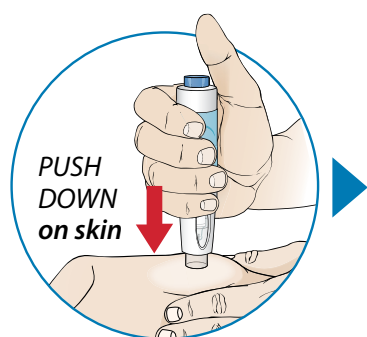
Go to Step 3

Step 3: Inject Your Dose

Position the Autoinjector so you can see the **viewing window** and it is at a 90° angle to the injection site. With your other hand, gently **pinch the cleaned skin**.



Complete all steps to deliver your full dose of medicine:



Push DOWN on the skin to unlock the Autoinjector.

Press button, HOLD for 15 seconds AND watch window.

- You will hear a click as the injection begins.
- To deliver the full dose of medicine, hold the Autoinjector in place for 15 seconds **AND** wait until the blue indicator stops moving in window.

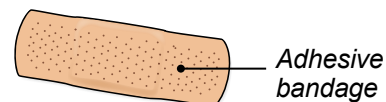
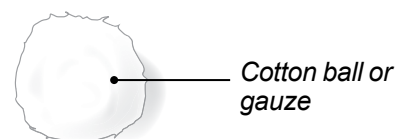
Remove the ClickJect Autoinjector from the injection site by lifting it straight up. After you remove it from your skin, the transparent tip will lock over the needle. Release skin pinch.

Go to Step 4

Step 4: After the Injection

Care of injection site:

- There may be a little bleeding at the injection site. You can press a cotton ball or gauze over the injection site.
- **Do not** rub the injection site.
- If needed, you may cover the injection site with an adhesive bandage.



Disposing of used ClickJect Autoinjectors:

- Put your used ClickJect Autoinjector in a FDA-cleared sharps disposal container right away after use. **Do not throw away (dispose of) loose needles and prefilled syringes in your household trash.**
- If you do not have a FDA-cleared sharps disposal container, you may use a household container that is:
 - made of a heavy-duty plastic,
 - can be closed with a tight-fitting, puncture-resistant lid, without sharps being able to come out,
 - upright and stable during use,
 - leak resistant, and
 - properly labeled to warn of hazardous waste inside the container.
- When your sharps disposal container is almost full, you will need to follow your community guidelines for the right way to dispose of your sharps disposal container. There may be state or local laws about how you should throw away used needles and syringes. For more information about safe sharps disposal, and for specific information about sharps disposal in the state that you live in, go to the FDA's website at: <http://www.fda.gov/safesharpsdisposal>.
- **Do not** dispose of your used sharps disposal container in your household trash unless your community guidelines permit this. **Do not** recycle your used sharps disposal container.

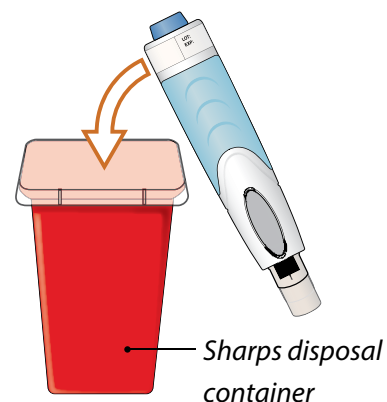
See **Frequently Asked Questions** for additional disposal information.

If your injection is administered by a caregiver, this person must also handle the Autoinjector carefully to prevent accidental needle stick injury and possibly spreading infection.

Keep Autoinjector and the disposal container out of the reach of children.

How to store ORENCIA ClickJect Autoinjector

- Store ORENCIA in the refrigerator at 36°F to 46°F (2°C to 8°C).
- Keep ORENCIA in the original package and out of the light.
- Do not freeze ORENCIA.
- Safely throw away medicine that is out of date or no longer needed.



Frequently Asked Questions

- Q. Why do I need to allow the Autoinjector to warm up at room temperature for 30 minutes prior to injecting?**
- A. This step is primarily for your comfort. If the medicine is cold, the injection may take longer than 15 seconds. Never try to speed the warming process in any way, like using the microwave or placing the Autoinjector in warm water.
- Q. What if I accidentally remove the needle cover (orange cap) before I'm ready to use the Autoinjector?**
- A. If you remove the cover before you are ready to use the Autoinjector, be careful. Do not try to replace it. Use the Autoinjector as soon as possible. While you prepare for the injection, carefully place the Autoinjector on its side on a clean, flat surface. Be sure to keep the Autoinjector away from children.
- Q. What if the Autoinjector appears to be broken or damaged?**
- A. Do not use the Autoinjector. Contact your healthcare provider or pharmacist for further instructions.
- Q. What if the injection was not triggered?**
- A. Before the injection can be triggered, the device must be unlocked. To unlock, firmly push the Autoinjector down on the skin without touching the button. Once the stop-point is felt, the device is unlocked and can be triggered by pushing the button.
- Q. I feel a little bit of burning or pain during injection. Is this normal?**
- A. When giving an injection, you may feel a prick from the needle. Sometimes, the medicine can cause slight irritation near the injection site. If this occurs, the discomfort should be mild to moderate. If you experience any side effects, including pain, swelling, or discoloration near the injection site, contact your healthcare provider or pharmacist immediately. You are encouraged to report side effects of prescription drugs to the FDA. Visit www.fda.gov/medwatch or call 1-800-FDA-1088.
- Q. How do I know I received my full dose?**
- A. Before lifting the Autoinjector from the injection site, check to ensure that the blue indicator has stopped moving. Then, before disposing of the Autoinjector, check the bottom of the transparent viewing window to make sure there is no liquid left inside. If the medicine has not been completely injected, consult your healthcare provider or pharmacist.
- Q. How should I dispose of a used Autoinjector?**
- A. Place used Autoinjector into an FDA-cleared sharps disposal container right away after use.
- If you do not have one, you may use a household container that is:
 - made of a heavy-duty plastic,
 - can be closed with a tight-fitting, puncture-resistant lid, without sharps being able to come out,
 - upright and stable during use, leak-resistant, and properly labeled to warn of hazardous waste inside the container.
 - When your sharps disposal container is almost full, you will need to follow your community guidelines for the right way to dispose of your sharps disposal container. There may be state or local laws about how you should throw away used needles and Autoinjectors. For more information about safe sharps disposal, and for specific information about sharps disposal in the state that you live in, go to the FDA's website at: <http://www.fda.gov/safesharpsdisposal>.
 - **Do not** recycle your used sharps disposal container.

Frequently Asked Questions (Continued)

Q. How should I keep my Autoinjector cool while traveling?

A. Your healthcare provider or pharmacist may be familiar with special carrying cases for injectable medicines. Store at 36°F to 46°F (2°C to 8°C). Do not freeze. Protect from light.

Q. Can I take my Autoinjector on board an aircraft?

A. Generally, this is allowed. Be sure to pack your Autoinjector in your carry-on, and do not put it in your checked luggage. You should carry it with you in your travel cooler at a temperature of 36°F to 46°F (2°C to 8°C) until you are ready to use it. Airport security procedures and airline policies change from time to time, so it's best to check with airport authorities and the airline for any special rules. Prior to flying, get a letter from your healthcare provider to explain that you are traveling with prescription medicine that uses a device with a needle; if you are carrying a sharps container in your carry-on baggage, notify the screener at the airport.

Q. What if my Autoinjector does not stay cool for an extended period of time? Is it dangerous to use?

A. Contact 1-800-673-6242 for details.

If you have questions or concerns about your Autoinjector, please contact a healthcare provider or call our toll-free help line at 1-800-673-6242.

Bristol-Myers Squibb Company
Princeton, NJ 08543 USA, U.S. License Number 1713

This Instructions for Use has been approved by the U.S. Food and Drug Administration.

ORENCIA is a registered trademark and ClickJect is a trademark of Bristol-Myers Squibb Company.

Revised March 2017

427US1901027-01-01



Bristol-Myers Squibb